

### PIXEL RIBBONLYTE

Pixel RibbonLyte allows customized patterns of light that can be programmed to a single LED! Your designs are only limited by your imagination. Program each RGB LED pixel individually with SPI controls to create the most precise moving effects, patterns, chases and more throughout large light displays. Control 18 pixels per foot (60 pixels per meter)!

- 5.3 W/ft (17.5 W/m)
- 0.66 in. (16.66 mm) LED (pixel) spacing
- 18 LEDs/ft (60 LEDs/m)
- 3.94 in. (100 mm) cuttable length
- 137 lm/ft (450 lm/m) all on
- 24 ft, 7.2 in. (7.5 m) max. run length
- Use with SPI controls
- 24V input
- 5-year warranty



#### Applications:

Commercial Entertainment Healthcare	Hospitality Museums Public Spaces	Residential Retail
---	---	-----------------------



**RoHS**

**IP20**

**Declare.**

Dry/interior applications

#### ORDERING GUIDE

Category	CRI	Ribbon Type & IP Rating	Wattage + Color	Control
RB	0	RGBADD	5.3RGB	S
RB - RibbonLyte	0 - Color Changing	RGBADD - RGB Pixel IP20	5.3RGB - 5.3 W/ft (17.5 W/m) RGB	S - SPI

#### CONTROLLERS:

- C4 Extended Controller  
Part # for 1 universe model: CTRLPIXEL1  
Part # for 2 universe model: CTRLPIXEL2  
Part # for 4 universe model: CTRLPIXEL4  
Part # for 8 universe model: CTRLPIXEL8
- C4 Live Controller  
Part # for 4 universe model: CTRLPIXELLIVE4  
Part # for 8 universe model: CTRLPIXELLIVE8  
Part # for 12 universe model: CTRLPIXELLIVE12  
Part # for 16 universe model: CTRLPIXELLIVE16  
Part # for 24 universe model: CTRLPIXELLIVE24
- PxLNet Controller  
Part #: CTRLPIXEL96

#### DRIVERS:

- 24V 60W Non-dimmable Driver  
Part #: DRVW2460
- 24V 96W Non-dimmable Driver  
Part #: DRVW2496

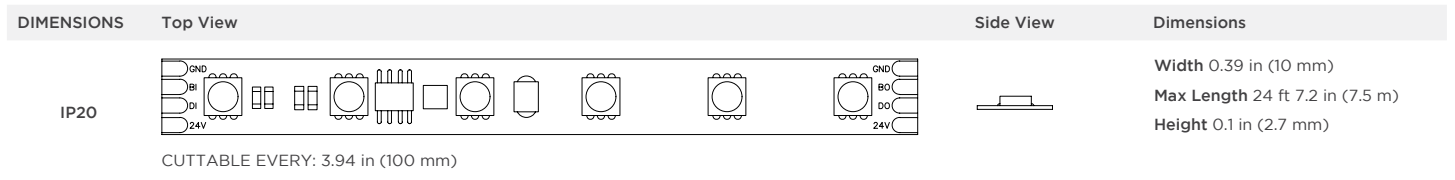
#### AVAILABLE COLORS



RGB

SPECIFICATIONS / DIAGRAM / USAGE GUIDELINES







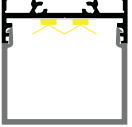
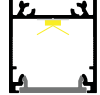
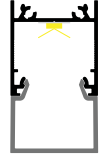
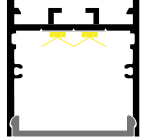



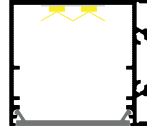









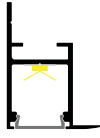


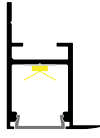



PIXEL RIBBONLYTE	
Operating Voltage	24 V
Power Consumption	5.3 W/ft (17.5 W/m)
IC Code	16-bit (Default) WS2813A
Current (mA) - 24V	222 mA/ft (730 mA/m)
LED Pitch	18 LEDs/ft (60 LEDs/m)
Protection Rating	IP20
Dimming/Control	SPI
Ambient Temperature	-4° F to 140° F (-20° C to 60° C)
Storage Temperature	-40° F to 176° F (-40° C to 80° C)
Colors	RGB
Lumens	137 lm/ft (450 lm/m)
LED Beam Angle	120°
Lamp Life	50,000 Hours
Cutable Length	3.94 in. (100 mm)
Constant Voltage	✓
Max Run Length	24 ft 7.2 in. (7.5 m)
Cable Length Attached to RibbonLyte	11.81 in. (30 cm)
Cable Type	H05RN-F3xG0.75
Certifications	EN 62471, EN 60598-1, EN 60598-2-20, EN 62031, EN 62493, CE
Warranty	5 years



USAGE GUIDELINES

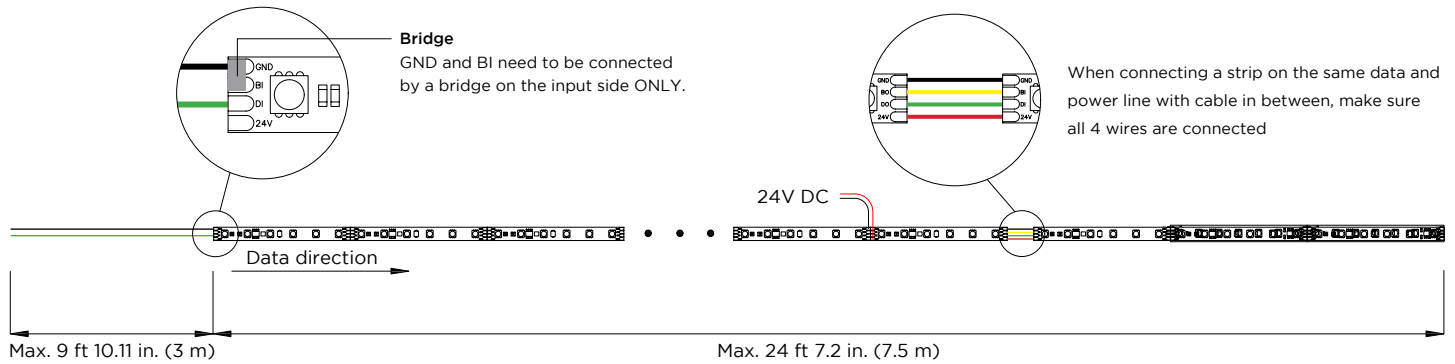
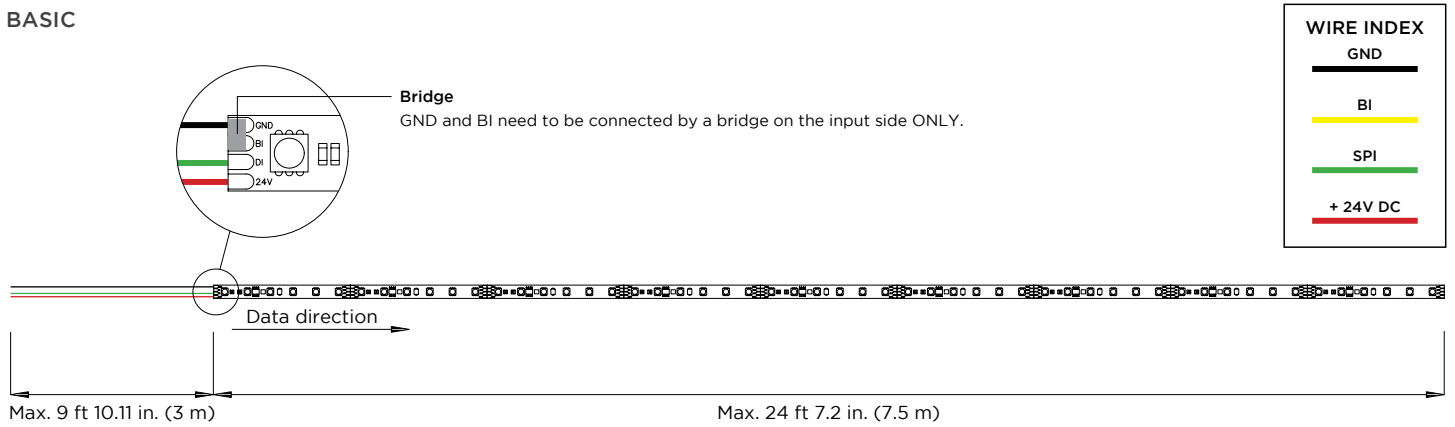
- IP20 RibbonLyte products are for indoor use in dry areas only.
- Please refer to the RibbonLyte Proper Usage Guide in our Application Guide for more information. Available for download at AcolyteLED.com.
- This product is compatible with a wide variety of control products including C4 and PxLNET controls and the entire line of Lutron dimming systems.
- For use with Acolyte drivers. Use with non-Acolyte supplied drivers is not supported or warranted.
- Due to the nature of RibbonLyte products, cuttable lengths are generally longer or shorter than the customer requested length unless specified, RibbonLyte is factory cut at the shorter cuttable point.
- We reserve the right to make changes to product lineup, specifications, design and finishes at any time without notice.

CHANNEL COMPATIBILITY / CHANNEL OPTIONS

CHANNEL	IP20	SURFACE CHANNELS											
AC1	✓	     											
AC2	✓												
AC3	✓												
AC4	✓												
AC5	✓												
AR1	✓												
AR3	✓												
AR10													
AR16	✓												
AR20	✓												
AR25	✓	     											
AR30	✓												
AR33	✓												
AS1	✓												
AS2	✓												
AS3	✓												
AS6	✓												
AS10													
AS13	✓												
AS16	✓												
AS20G	✓	    											
AS23	✓												
AS30	✓												
AS53													
AT4	✓												
AT5	✓												
AW12	✓												
AW14	✓												
AW38	✓												
B1	✓												
SC3	✓	    											
SC4	✓												
SC5	✓												
WH35	✓												
								CORNER CHANNELS					
AC1	✓							     					
AC2	✓												
AC3	✓												
AC4	✓												
AC5	✓												
AR1	✓												
AR3	✓												
AR16	✓												
AR20	✓												
AR25	✓												
AR30	✓												
		RECESSED CHANNELS											
AW14	✓	   											
SC3	✓												
SC4	✓												
SC5	✓												
								MUD-IN CHANNELS					
AW14	✓							   					
SC3	✓												
SC4	✓												
SC5	✓												

WIRING DIAGRAMS

BASIC



ADVANCED

