

PIXEL RIBBONLYTE

Pixel RibbonLyte allows customized patterns of light that can be programmed to a single LED! Your designs are only limited by your imagination. Program each RGB LED pixel individually with SPI controls to create the most precise moving effects, patterns, chases and more throughout large light displays. Control 18 pixels per foot (60 pixels per meter)!

- 6.1 W/ft (19.9 W/m)
- 0.66 in. (16.66 mm) LED (pixel) spacing
- 18 LEDs/ft (60 LEDs/m)
- 3.94 in. (100 mm) cuttable length
- 124.5 lm/ft (408 lm/m) all on
- 24 ft, 7.2 in. (7.5 m) max. run length
- Use with SPI controls
- 24V input
- 5-year warranty

Applications:

Commercial
Entertainment
Healthcare

Hospitality
Museums
Public Spaces

Residential
Retail



RoHS

IP20

Declare.

Dry/interior
applications

ORDERING GUIDE

Category	CRI	Ribbon Type & IP Rating	Wattage + Color	Control
RB	0	RGBADD	6.1RGB	S
RB - RibbonLyte	0 - Color Changing	RGBADD - RGB Pixel IP20	6.1RGB - 6.1 W/ft (19.9 W/m) RGB	S - SPI

CONTROLLERS:

1. C4 Extended Controller
Part # for 1 universe model: CTRLPIXEL1
Part # for 2 universe model: CTRLPIXEL2
Part # for 4 universe model: CTRLPIXEL4
Part # for 8 universe model: CTRLPIXEL8
2. C4 Live Controller
Part # for 4 universe model: CTRLPIXELLIVE4
Part # for 8 universe model: CTRLPIXELLIVE8
Part # for 12 universe model: CTRLPIXELLIVE12
Part # for 16 universe model: CTRLPIXELLIVE16
Part # for 24 universe model: CTRLPIXELLIVE24
3. PxLNet Controller
Part #: CTRLPIXEL96

DRIVERS:

1. 24V 60W Non-dimmable Driver
Part #: DRVW2460
2. 24V 96W Non-dimmable Driver
Part #: DRVW2496

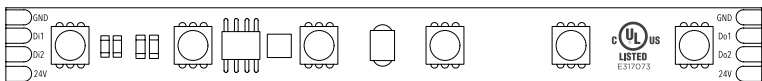

AVAILABLE COLORS



RGB

SPECIFICATIONS / DIAGRAM / USAGE GUIDELINES

	PIXEL RIBBONLYTE
Operating Voltage	24 V
Power Consumption	6.1 W/ft (19.9 W/m)
IC Code	16-bit (Default) P943 (WS2813)
Current (mA) - 24V	254 mA/ft (833 mA/m)
LED Pitch	18 LEDs/ft (60 LEDs/m)
Protection Rating	IP20
Dimming/Control	SPI
Ambient Temperature	-4 — 140 °F (-20 — 60 °C)
Storage Temperature	-40 — 176 °F (-40 — 80 °C)
Colors	RGB
Lumens	124.5 lm/ft (408 lm/m) all LEDs on
Efficacy	21 lm/W all LEDs on
LED Beam Angle	120°
Lifetime (L70 reported)	50,000 hours
Cuttable Length	3.94 in. (100 mm)
Constant Voltage	✓
Max Run Length	24 ft 7.2 in. (7.5 m)
Cable Length Attached to RibbonLyte	11.81 in. (30 cm)
Cable Type	H05RN-F3xG0.75
Certifications	EN 62471, EN 60598-1, EN 60598-2-20, EN 62031, EN 62493, CE
Warranty	5 years

DIMENSIONS	Top View	Side View	Dimensions
IP20	 <p>CUTTABLE EVERY: 3.94 in (100 mm)</p>		<p>Width 0.39 in (10 mm)</p> <p>Max Length 24 ft 7.2 in (7.5 m)</p> <p>Height 0.1 in (2.7 mm)</p>

USAGE GUIDELINES

- IP20 RibbonLyte products are for indoor use in dry areas only.
- Please refer to the RibbonLyte Proper Usage Guide in our Application Guide for more information. Available for download at AcolyteLED.com.
- This product is compatible with a wide variety of control products including C4 and PxLNET controls and the entire line of Lutron dimming systems.
- For use with Acolyte drivers. Use with non-Acolyte supplied drivers is not supported or warranted.
- Due to the nature of RibbonLyte products, cuttable lengths are generally longer or shorter than the customer requested length unless specified, RibbonLyte is factory cut at the shorter cuttable point.
- We reserve the right to make changes to product lineup, specifications, design and finishes at any time without notice.

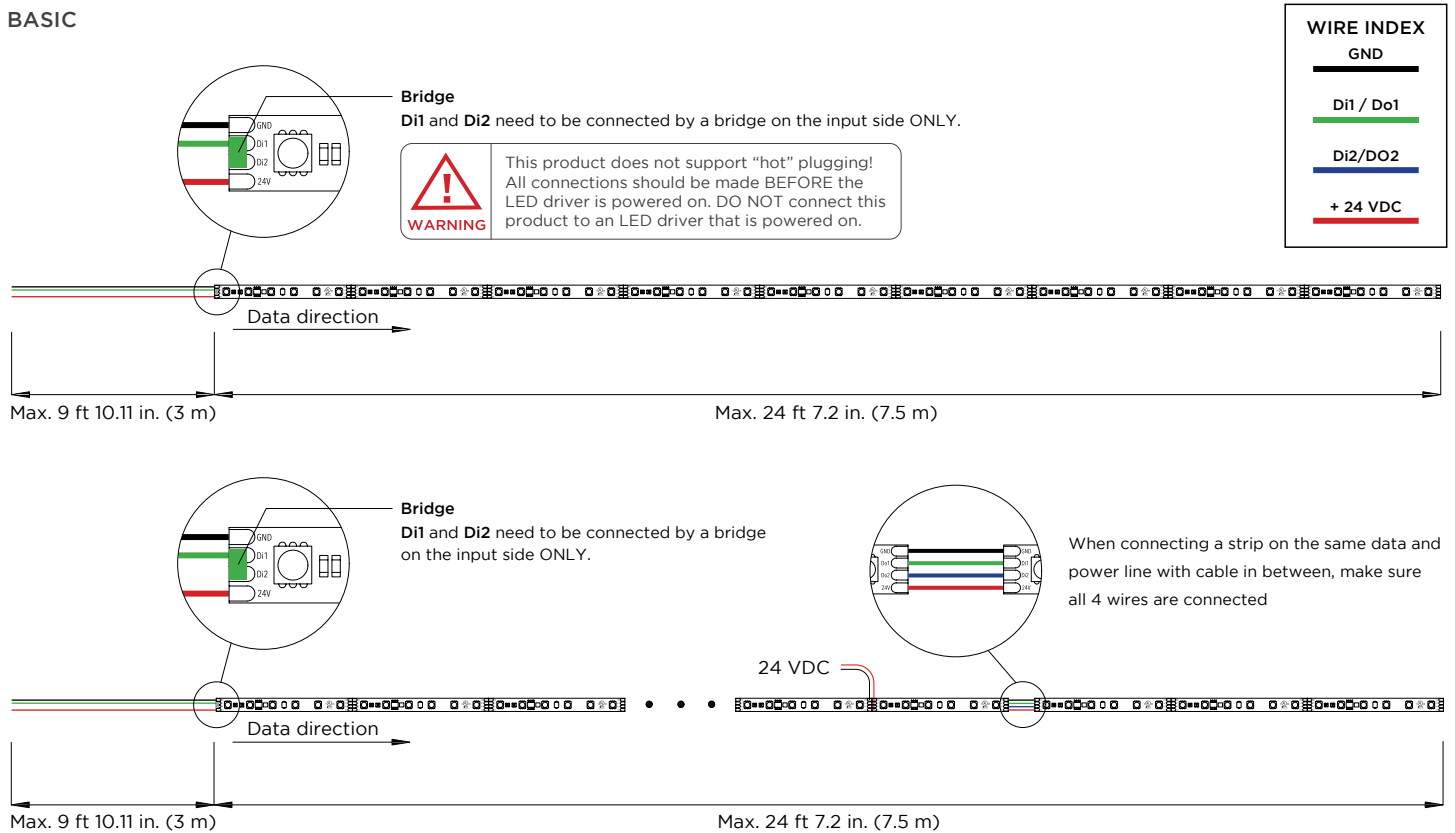
Acolyte does not warrant or represent that the information is free from errors or omission. The information may change without notice and Acolyte is not in any way liable for the accuracy of any information printed and stored or in any way interpreted or used.

CHANNEL COMPATIBILITY / CHANNEL OPTIONS

CHANNEL	IP20	SURFACE CHANNELS					
AC1	✓						
AC2	✓						
AC3	✓						
AC4	✓						
AC5	✓						
AR1	✓						
AR3	✓						
AS1	✓						
AS2	✓						
AS3	✓						
AS6	✓						
AS11							
AS18	✓						
AS20G	✓						
AS22	✓						
AT4	✓						
AT5	✓						
B1	✓						
SC3	✓						
WH35	✓						
CORNER CHANNELS							
AC1	✓						
AC2	✓						
AC3	✓						
AC4	✓						
AC5	✓						
RECESSED CHANNELS							
AR1	✓						
AR3	✓						
AR11	✓						
MUD-IN CHANNELS							
SC3	✓						

WIRING DIAGRAMS

BASIC



ADVANCED

