


NANO FLEX RGBW

The Nano Flex RGBW is a color changing flexible silicone grazer tube with three beam angle options. Nano Flex RGBW is available with four Static White CCTs (1800K-4000K) for varied brightness. This IP68 grazer is compatible with SPI (Serial Peripheral Interface) controls. Program it by the pixel in 10 in. (250 mm) segments. Dual bending capabilities (side- and top-bending!) make it an amazing solution for complex color changing grazer applications.

- 7 W/ft (23 W/m)
- RGBW (1800K, 2700K, 3000K, 4000K)
- Programmable pixels (10 in. | 250 mm)
- SPI controls
- 7 LEDs/ft (24 LEDs/m)
- 1.65 in. (42 mm) LED spacing
- 16 ft 4 in. (5 m) max. length (single feed)
- 4.92 in. (125 mm) minimum side-bending radius
- 6.89 in. (175 mm) minimum top-bending radius
- Beam angles: 15°x15°, 38°x38°, 60°x60°
- IP68 and IK08 ratings
- Available in white or black
- Use with mounting clips, mounting channel or curved mounting channel



ORDERING GUIDE

Category	IP Rating	Wattage	Color Temperature	Beam Angles	Housing Color	Power Feed	Control
NANOFLEX	68	7					S
NANOFLEX - Nano Flex	68 - IP68	7 - 7 W/ft (23 W/m)	RGB18 - RGBW (1800K)	15 - 15°x 15°	WH - White	E - End Feed	S - SPI
			RGB27 - RGBW (2700K)	38 - 38°x 38°	BK - Black	B - Bottom Feed	
			RGB30 - RGBW (3000K)	60 - 60°x 60°			
			RGB40 - RGBW (4000K)				

ACCESSORIES:


- M12 3-Pin Female to Bare Wire Input Cable
M12CBLFB3PIN1000 (3 ft, 3.3 in. | 1 m)
M12CBLFB3PIN2000 (6 ft, 6.7 in. | 2 m)
M12CBLFB3PIN3000 (9 ft, 10 in. | 3 m)
- M12 3-PIN Male to Female Jumper Cable
M12JUMPMF3PIN1000 (3 ft, 3.3 in. | 1 m)
M12JUMPMF3PIN2000 (6 ft, 6.7 in. | 2 m)
M12JUMPMF3PIN3000 (9 ft, 10 in. | 3 m)
- M12 3-PIN Power Cable, Double Feed (59 in. | 1.5 m)
M12YCBLD3PIN1500
- M12 Male Connector - one side
NANOFLEXMC1
- M12 Male Connector - both sides
NANOFLEXMC2
- End Cap
M12EC3PIN
- Mounting Clip
NANOFLEXMC35
- Mounting Channel (length up to 3 ft, 3.3 in. | 1 m)
CHNANOFLEXSSV
- Curved Mounting Channel (length up to 3 ft, 3.3 in. | 1 m)
CHNANOFLEXC
(for side-bending applications only)

AVAILABLE COLORS



RGBW

AVAILABLE BEAM ANGLES



15°x 15° 38°x 38° 60°x 60°

SPECIFICATIONS

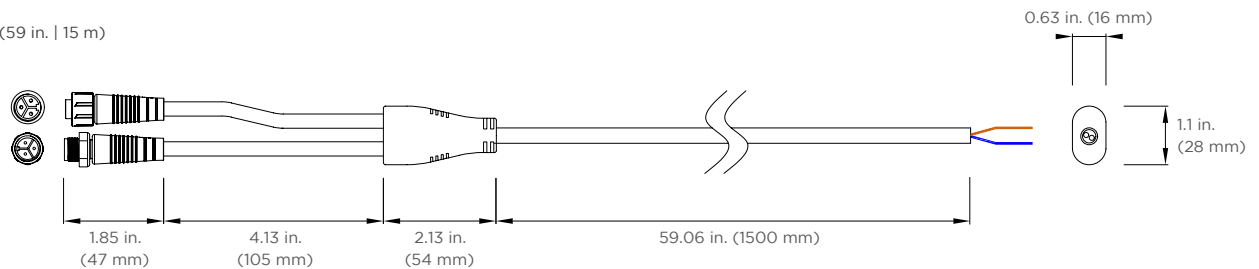
Operating Voltage	24V DC
Power Consumption	7 W/ft (23 W/m)
IC Code	16-bit (Default) UCS8904
Protection Rating	IP68
LED Quantity	7 LEDs/ft (24 LEDs/m)
LED Spacing	1.65 in. (42 mm)
LEDs per Pixel	6
Lumens	320.4 lm/ft (1051 lm/m) for RGBW (3000K) 38°x38° model 340.2 lm/ft (1116 lm/m) for RGBW (3000K) 60°x60° model
Beam Angle	15°x15°, 38°x38°, 60°x60°
Operating Temperature	14° F to 131° F (-10° C to 55° C)
Color Temperatures / Colors	RGBW (1800K), RGBW (2700K), RGBW (3000K), RGBW (4000K)
Max Run Length	16 ft 4.85 in. (5 m) when power from one end / 26 ft 2.96 in. (8 m) when power from both ends
Cutable Length	10 in. (250 mm) NOT FIELD CUTTABLE
Minimum Bend Radius	4.92 in. (125 mm) min. side bending radius 6.89 in. (175 mm) min. top bending radius
CRI (white)	80+ CRI for white channel
Lumen Maintenance	L70 @ 25°C: 70,000 Hours, L70 @ 50°C: 50,000 Hours
Warranty	5 Years

ACCESSORIES

M12 3-PIN POWER CABLE, DOUBLE FEED

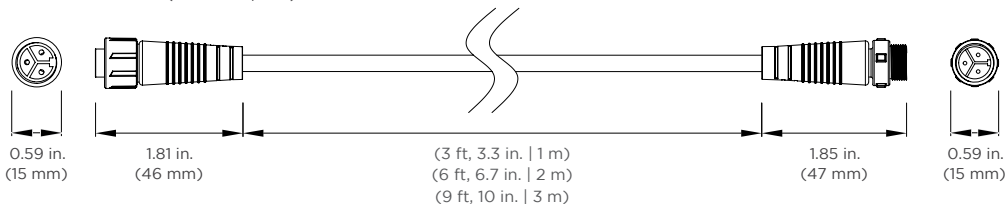
Part #:
M12YCBLD3PIN1500 (59 in. | 15 m)

1	GND
2	Data
3	V +



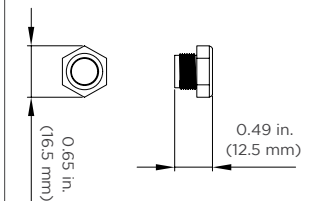
M12 3-PIN MALE TO FEMALE JUMPER CABLE

Part #:
M12JUMPMF3PIN1000 (3 ft 3.3 in. | 1 m)
M12JUMPMF3PIN2000 (6 ft 6.7 in. | 2 m)
M12JUMPMF3PIN3000 (9 ft 10 in. | 3 m)



END CAP

Part #: M12EC3PIN

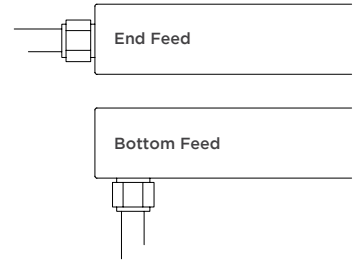
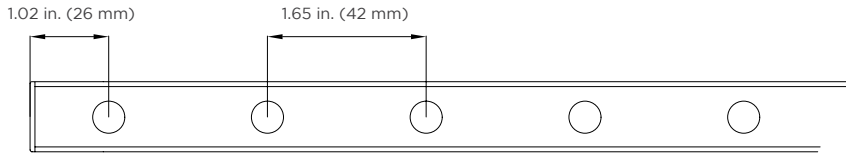


USAGE GUIDELINES

Nano Flex RGBW grazers cannot be cut in the field. All custom cuts and connections for these models must be performed at the factory to ensure waterproofing standards are met. Any modification of the waterproofing will result in a voided warranty.

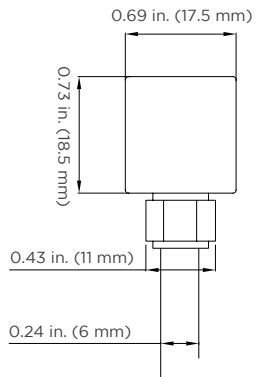
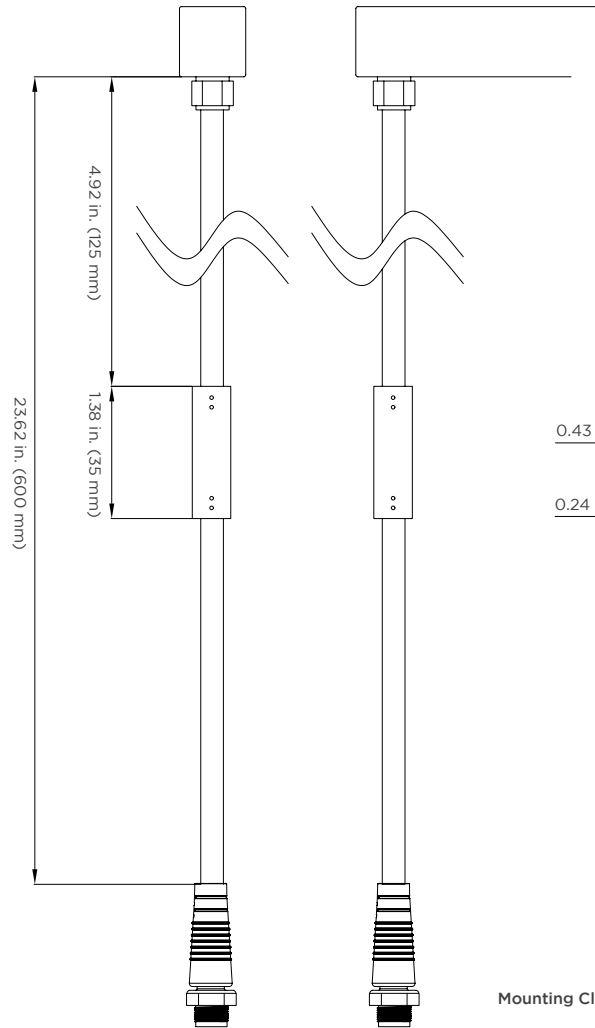
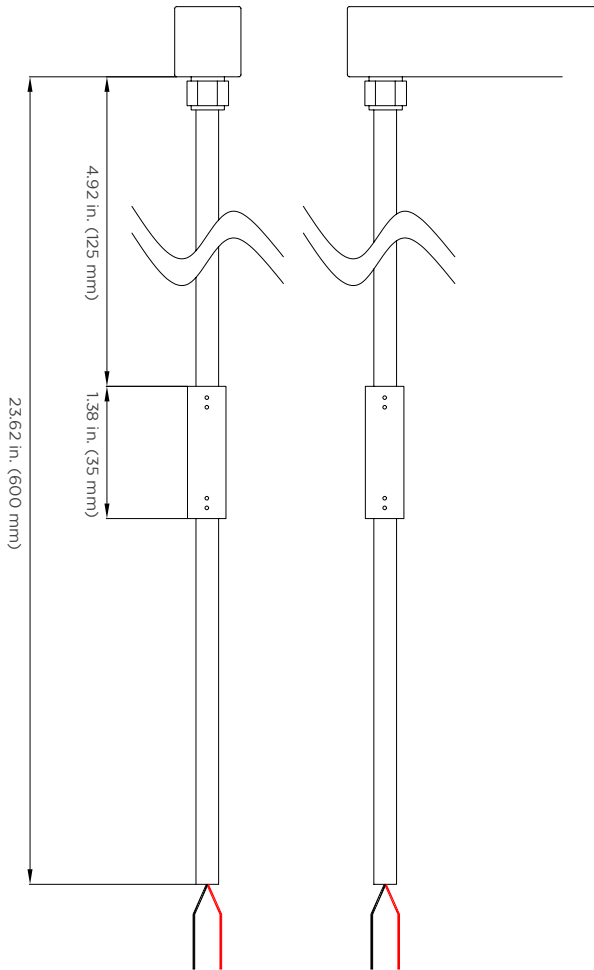
Acolyte does not warrant or represent that the information is free from errors or omission. The information may change without notice and Acolyte is not in any way liable for the accuracy of any information printed and stored or in any way interpreted or used.

DIMENSIONS



Nano Flex with Bare Wire (default option)

Nano Flex with Male Connector (additional accessory ordered separately)




Mounting Clip
Part #: NANOFLEXMC35



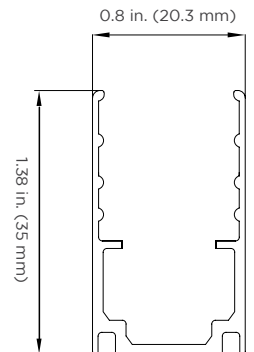
Mounting Channel
Length up to 3 ft, 3.3 in. (1 m)
Part #: CHNANOFLEXSSV



Curved Mounting Channel
Length up to 3 ft, 3.3 in. (1 m)
Part #: CHNANOFLEXC
(for side bending applications only)



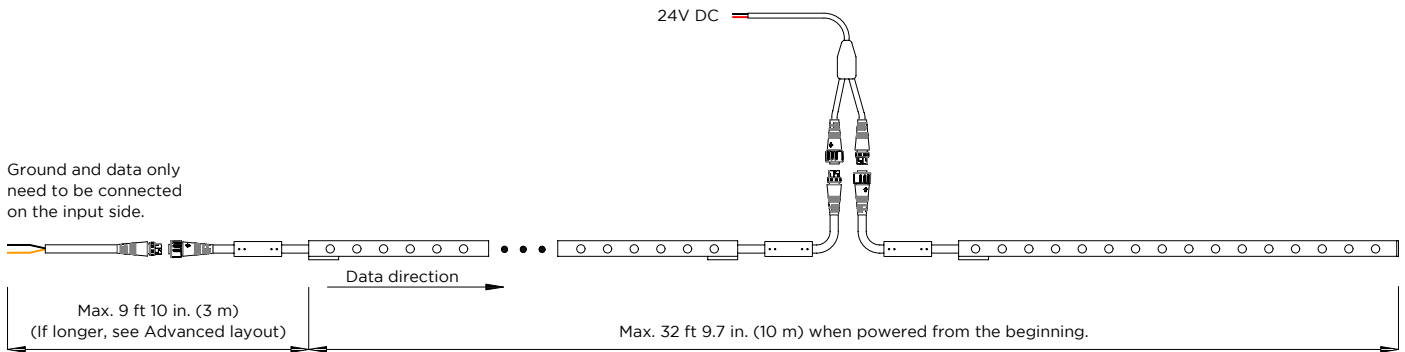
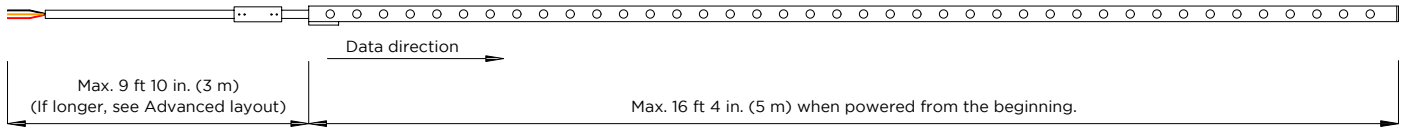
Mounting Clip / Mounting Channels



WIRING DIAGRAMS

Basic

Black	Ground
Yellow	SPI
Red	24V DC



Advanced

