



Our PRO Premium 4 Super High Output LED modules feature VersaLentz<sup>®</sup> advanced optics and batwing beam patterns that enable large areas of light coverage. Each PRO Premium 4 Super High Output module contains an integrated circuit that maintains constant current, so there is no lumen drop across any string of modules. Spaced at 19.7 inches (500 mm), our 24V PRO Premium 4 Super High Output modules are rated IP68 and available in five brilliant color temperatures from 3000K to 7100K for high-brightness signage.



**Applications:**

- High-brightness channel letters
- High-brightness box signs
- Cabinet signs
- Accent lighting

**cRU** **us** **CE** **IP68** **LM-79** **LM-80** **RoHS**



24V DC



9 YEAR WARRANTY



ONEWhite<sup>®</sup>  
COLOR CONSISTENCY



VERSALENZ<sup>®</sup>  
ADVANCED OPTICS



CAPZUL<sup>®</sup>  
WATERPROOF



CONSTANT CURRENT



UV RESISTANT



70,000 HRS  
L70 LIFETIME

**ORDERING GUIDE**

Part Number	White Color Temp.	Module Spacing (mm)	Number of Modules		Nominal Light Output (lm)*		
			Per Foot	Per Meter	Per Module	Per Foot	Per Meter
LS-PRO4-24-XO-71K-500-A**	7100K	500	0.6	2	300	306	999
LS-PRO4-24-XO-65K-500-A	6500K	500	0.6	2	300	306	999
LS-PRO4-24-XO-50K-500-A**	5000K	500	0.6	2	300	306	999
LS-PRO4-24-XO-40K-500-A**	4000K	500	0.6	2	285	291	949
LS-PRO4-24-XO-30K-500-A**	3000K	500	0.6	2	285	291	949

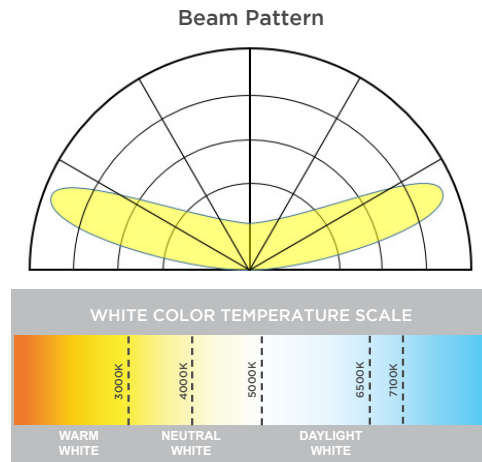
\*\*Limited stock

\* ± 10%

**PRODUCT RATINGS**

Luminous Efficacy	142.8 lm/W @ 6500K
Wattage per Module	2.10 W Nominal
Input Voltage	24 V DC
Input Current	0.087 A/ module
Ingress Protection	IP68
Operating Temperature	-40° - +140° F (-40° - +60° C)
L70 Lifetime @ 60° C	70,000 hours
Warranty	9 Year Limited Warranty

**LUMINOUS INTENSITY DISTRIBUTION**



**MODULE DIMENSIONS**

Part Number	Length (in/mm)	Width (in/mm)	Height (in/mm)
LS-PRO4-24-XO-XXX-500-A	3.32/84.3	0.72/18.28	0.44/11.25



**POWER SUPPLY LOADING**

Module Type		LS-PRO4-24-XO-XXX-500-A			
Power Supply (wired in Parallel Strings)	Max. # of Modules Per String	Total # of Modules	Total # of Feet	Total # of Meters	
UL Class 2	60W	25	26	25.6	7.8
	100W	32	44	43.3	13.2

- Notes:**
1. Loading calculated at 25°C.
  2. For maximum loading to be reached, a center connection to the LEDs is recommended to minimize voltage drop.
  3. All values include an 8% buffer from maximum load.
  4. Single String Max Modules values can be used with the remote mounting to power supply table.

**LAYOUT GUIDE\***

Channel Depth (in.)	Single Row		Multiple Rows	
	Max. Stroke	Module Spacing	Row Spacing	Module Spacing
4	18	16	10	16
5	20	18	14	18
6	21	18	18	18
7	21	19.75	18	19.75
8	20	19.75	18	19.75
9	19	18	18	18
10	18	17	16	18

\*Module spacing is defined to achieve minimum 600 lux at sign face (7328 white)  
\*\*Modules are staggered

**REMOTE MOUNTING DISTANCE**

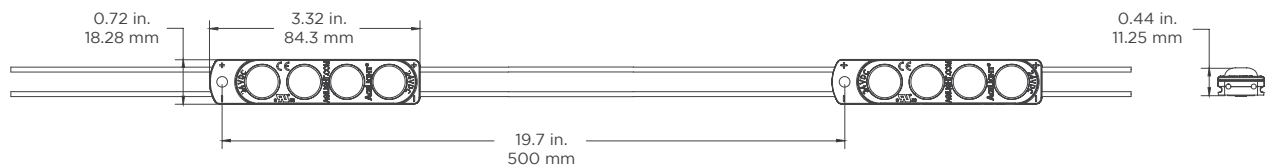
Power Supply	18AWG (ft/m)	16AWG (ft/m)	14AWG (ft/m)	12AWG (ft/m)
60W	20/6.1	25/7.6	35/10.6	40/12.1
100W	20/6.1	25/7.6	35/10.6	40/12.1


- Notes:**
1. Power supply always has 8% buffer
  2. These values are good for use with Power Supply Loading Table Single String Max Module values

**SHIPPING INFORMATION**

Module Type	Specs	Packaging Quantity			Carton Weight 35.2 lbs 16 kg	Box Dimensions			Carton Dimensions			
		Per Bag	Per Box	Per Carton		W	D	H	W	D	H	
LS-PRO4-24-XO-XXX-500-A	Modules	100	400	800	in.	13.8	9.8	9.1	20.5	14.6	10.2	
	Feet	1.97	7.87	15.75		mm	350	250	230	520	370	260
	Meters	50	200	400								

**DIMENSION DRAWING**



- 
1. UL ONLY - These products are only suitable for connection to a UL rated Class 2 power source rated 12 Volt or less.
  2. UL ONLY - These products are intended for use only when connected to a power source that complies with UL rated Class 2 voltage and energy limited circuit.
  3. UL ONLY -When these units are connected to a UL rated Class 2 circuit, they are not to draw a total wattage of greater than the secondary or output rating of the UL rated Class 2 power supply.
  4. These products may be secured in place in the end product by any means available.
  5. These products are suitable for use in dry, damp, and wet locations. Not suitable for submersed applications.

GLOBAL HQ	EUROPEAN HQ	MEINA HQ	ASIA-PACIFIC HQ
320 Murray Hill Pkwy East Rutherford, NJ 07073 U.S. T: (+1) 212 629 6830 E: Sales-US@GENLEDBrands.com	Hogeweyselaan 119 1382 JK Weesp Netherlands T: (+31) 346 235 000 E: SalesEurope@GENLEDBrands.com	PO Box 371378, #823, Building 4EA Dubai Airport Free Zone Dubai, UAE T: (+971) 4 701 7901 E: SalesMEINA@genlebrands.com	Room 402, Building D Shenshi Tongchuang Science and Technology Park No. 16 Hongyin Road Xingqiang Community, Xinhua Street Guangming District, Shenzhen, China 518107 Sales: (+86) 139 1836 3905 Office: (+86) 755 8529 0710 E: Sales-Pacific@GENLEDBrands.com