



**PRO LYTE 2**

Great for channel letters, box signs and accent lighting, PRO Lyte 2 features dual-LED modules in a 24V true IC constant current design that maintains brilliant light across each string. With an IP67 rating and a seven-year warranty, PRO Lyte 2 allows speedy installation with a convenient continuous release liner for the mounting tape. Spaced at 7.09 in. (180 mm), PRO Lyte 2 generates up to 170 lm/W in sign-bright 6500K. Available in three CCTs (5000K, 6500K, 7100K).

**Applications:**

- Channel letters
- Box and cabinet signs
- Accent and cove lighting



**CONTINUOUS RELEASE LINER**  
REDUCES INSTALLATION TIME BY 30%



24V DC



7 YEAR LIMITED WARRANTY



ONEWhite<sup>®</sup>  
COLOR CONSISTENCY



VERSALENZ<sup>®</sup>  
ADVANCED OPTICS



CONSTANT CURRENT



UV RESISTANT



50,000 HRS  
L70 LIFETIME



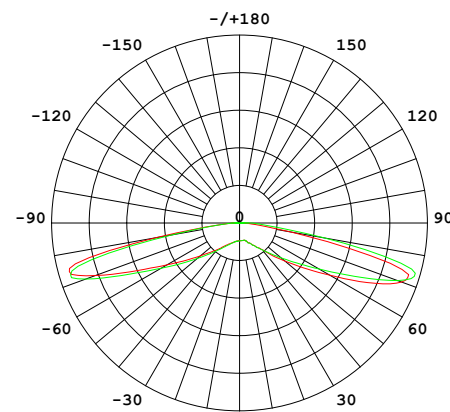
**ORDERING GUIDE**

Part Number	White Color Temperatures & Colors	LEDs per Module	Module Spacing (in. / mm)	Number of Modules		Nominal Light Output (lm)		
				Per Foot	Per Meter	Per Module	Per Foot	Per Meter
LS-PL2-71K-B180-A	7100K	2	7.09 / 180	1.69	5.56	122	207	678
LS-PL2-65K-B180-A	6500K	2	7.09 / 180	1.69	5.56	122	207	678
LS-PL2-50K-B180-A	5000K	2	7.09 / 180	1.69	5.56	122	207	678

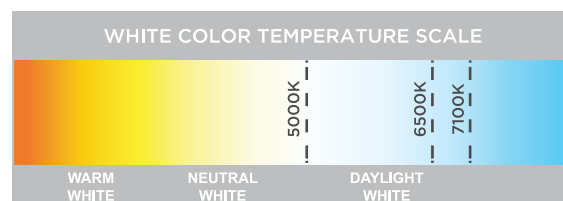
**PRODUCT RATINGS**

Luminous Efficacy	170 lm/W
Wattage per Module	0.72 W/module
Input Voltage	24 V DC
IC Design	Constant Current
Lumen Drop	< 3%
Ingress Protection	IP67
Beam Angle	176
Molding Material	ABS
Operating Temperature	-13° - +140° F (-25° - +60° C)
L70 Lifetime @ 60° C	50,000 Hours
Warranty	7 Year Limited Warranty
Dimensions (L x W x H)	1.97 x 0.63 x 0.45 in. (50.1 x 16 x 11.35 mm)

**LUMINOUS INTENSITY DISTRIBUTION**



— C0/180, 173.7  
— C90/270, 178.9  
**AVERAGE BEAM ANGLE (50%) : 176.3 DEG**



**MODULE DIMENSIONS**

Part Number	Length (in/mm)	Width (in/mm)	Height (in/mm)
LS-PL2-XXK-B180-A	1.97/50.1	0.63/16	0.45/11.35

**POWER SUPPLY LOADING**

Module Type	per 100W			
	Max # of Modules Per String	Max Total # of Modules	Total # of Feet	Total # of Meters
LS-PL2-XXK-B180-A	100	125	73.96	22.482

**LAYOUT GUIDE\***

Channel Depth (in.)	Single Row		Multiple Rows		Channel Depth (mm)	Single Row		Multiple Rows	
	Max. Stroke	Module Spacing	Row Spacing	Module Spacing		Max. Stroke	Module Spacing	Row Spacing	Module Spacing
2	8	7.09	8	7.09	50	200	180	200	180
3	12	7.09	10	7.09	75	300	180	250	180
4	16	7.09	12	7.09	100	400	180	300	180
5	22	7.09	16	7.09	125	550	180	400	180

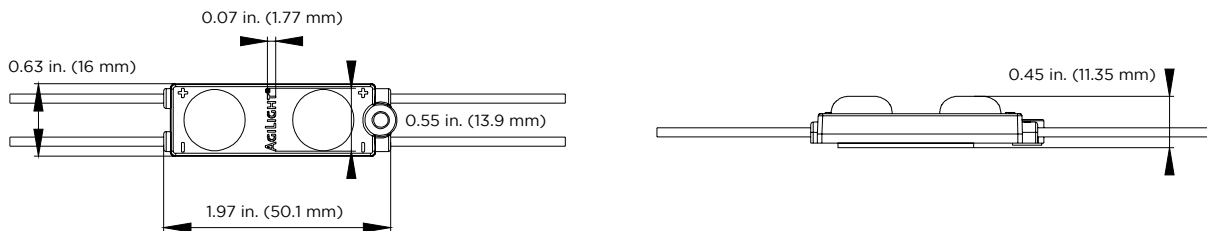
\*Module spacing is defined by 7328 white sign face material

**SHIPPING INFORMATION**

Module Type	Specs	Packaging Quantity		
		Per Bag	Per Box	Per Carton
LS-PL2-XXK-B180-A	Modules	100	700	1400

Carton Dimensions			Carton Weight	Box Dimensions			Box Weight
L	W	H		L	W	H	
20.47	14.57	10.24	17.6 kg (38.8 lbs)	13.78	9.87	9.06	8.8 kg (19.4 lbs)
520	370	260		350	250	230	in. mm

**DIMENSION DRAWING**



1. UL ONLY - These products are only suitable for connection to a UL rated Class 2 power source rated 12 Volt or less.
2. UL ONLY - These products are intended for use only when connected to a power source that complies with UL rated Class 2 voltage and energy limited circuit.
3. UL ONLY - When these units are connected to a UL rated Class 2 circuit, they are not to draw a total wattage of greater than the secondary or output rating of the UL rated Class 2 power supply.
4. These products may be secured in place in the end product by any means available.
5. These products are suitable for use in dry and damp locations. Not suitable for wet or submersed applications.