

PRO LYTE 4


Great for channel letters, box signs and accent lighting, PRO Lyte 4 features quad-LED modules in a 24 VDC true IC constant current design that maintains brilliant light across each string. With an IP67 rating and a seven-year warranty, PRO Lyte 4 allows speedy installation with a convenient continuous release liner for the mounting tape. Spaced at 12.01 in. (305 mm), PRO Lyte 4 generates up to 170 lm/W in sign-bright 6500K. Available in five CCTs (3000K, 4000K, 5000K, 6500K, 7100K).

Applications:

- Channel letters
- Box and cabinet signs
- Accent and cove lighting



CONTINUOUS RELEASE LINER
REDUCES INSTALLATION TIME BY 30%



24 VDC



7-YEAR LIMITED WARRANTY



ONWhite[®]
COLOR CONSISTENCY



VERSALENZ[®]
ADVANCED OPTICS



CONSTANT CURRENT



UV RESISTANT



50,000 HRS
L70 LIFETIME

ORDERING GUIDE

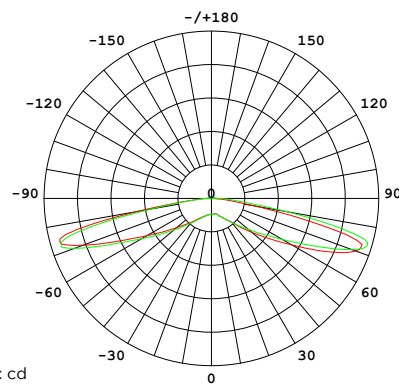
| Part Number | CCTs ¹ | Module Spacing (in. / mm) | Wattage (W) | Input Current (mA) | Number of Modules | | Nominal Light Output (lm) | | | |
|-------------------|-------------------|---------------------------|-------------|--------------------|-------------------|-----------|---------------------------|------------|----------|-----------|
| | | | | | Per Foot | Per Meter | Per Watt | Per Module | Per Foot | Per Meter |
| LS-PL4-71K-B305-A | 7100K | 12.01 / 305 | 1.44 | 60 | 1 | 3.28 | 170 | 245 | 245 | 803 |
| LS-PL4-65K-B305-A | 6500K | 12.01 / 305 | 1.44 | 60 | 1 | 3.28 | 170 | 245 | 245 | 803 |
| LS-PL4-50K-B305-A | 5000K | 12.01 / 305 | 1.44 | 60 | 1 | 3.28 | 170 | 245 | 245 | 803 |
| LS-PL4-40K-B305-A | 4000K | 12.01 / 305 | 1.44 | 60 | 1 | 3.28 | 170 | 245 | 245 | 803 |
| LS-PL4-30K-B305-A | 3000K | 12.01 / 305 | 1.44 | 60 | 1 | 3.28 | 160 | 230 | 230 | 754 |

1. Custom CCTs available by request

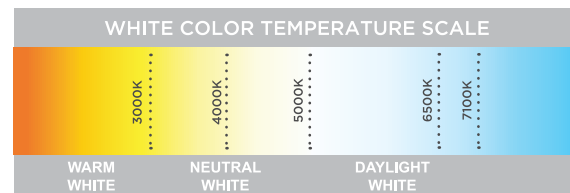
PRODUCT RATINGS

| | |
|------------------------|---------------------------------------------------|
| Input Voltage | 24 VDC |
| IC Design | Constant Current |
| Lumen Drop | < 3% |
| Ingress Protection | IP67 |
| Beam Angle | 176 |
| MacAdam ellipse | 3-step binning |
| Molding Material | ABS |
| Operating Temperature | -13 - 140 °F (-25 - 60 °C) |
| L70 Lifetime @ 60 °C | 50,000 hours |
| Warranty | 7-year limited warranty |
| Dimensions (L x W x H) | 3.18 x 0.76 x 0.42 in. (80.7 x 19.3 x 10.7 mm) |

LUMINOUS INTENSITY DISTRIBUTION



Unit: cd
 — C0/180, 173.7
 — C90/270, 178.9
 Average Beam Angle (50%): 176.3°



MODULE DIMENSIONS

| Part Number | Length (in/mm) | Width (in/mm) | Height (in/mm) |
|-------------------|----------------|---------------|----------------|
| LS-PL4-XXK-B305-A | 3.18/80.7 | 0.76/19.3 | 0.42/10.7 |

POWER SUPPLY LOADING

| Module Type | per 100 W | | | |
|-------------------|------------------------------|--------------------|-----------------|-------------------|
| | Max. # of Modules Per String | Total # of Modules | Total # of Feet | Total # of Meters |
| LS-PL4-XXK-B305-A | 70 | 64 | 64 | 19.512 |

LAYOUT GUIDE*

| Channel Depth (in.) | Single Row | | Multiple Rows | | Channel Depth (mm) | Single Row | | Multiple Rows | |
|---------------------|-------------|----------------|---------------|----------------|--------------------|-------------|----------------|---------------|----------------|
| | Max. Stroke | Module Spacing | Row Spacing | Module Spacing | | Max. Stroke | Module Spacing | Row Spacing | Module Spacing |
| 3 | 12 | 12 | 10 | 12 | 75 | 300 | 305 | 250 | 305 |
| 4 | 14 | 12 | 12 | 12 | 100 | 350 | 305 | 300 | 305 |
| 5 | 18 | 12 | 14 | 12 | 125 | 450 | 305 | 350 | 305 |
| 6 | 24 | 12 | 18 | 12 | 150 | 600 | 305 | 450 | 305 |
| 8 | 34 | 12 | 22 | 12 | 200 | 850 | 305 | 550 | 305 |

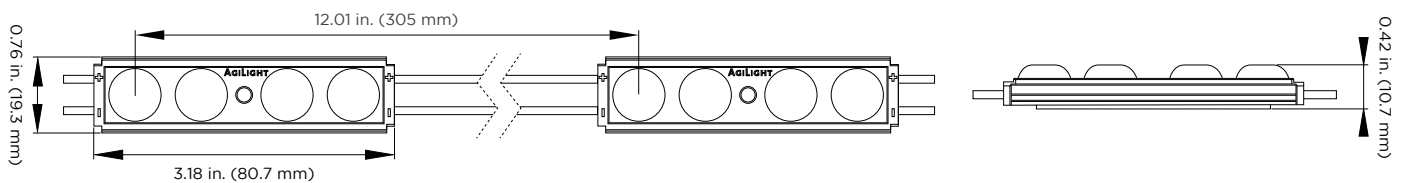
*Module spacing is defined by 7328 white sign face material

SHIPPING INFORMATION

| Module Type | Specs | Packaging Quantity | | |
|-------------------|---------|--------------------|---------|------------|
| | | Per Bag | Per Box | Per Carton |
| LS-PL4-XXK-B305-A | Modules | 70 | 420 | 840 |

| Carton Dimensions | | | Carton Weight | Box Dimensions | | | Box Weight |
|-------------------|-------|-------|---------------------|----------------|------|------|--------------------|
| L | W | H | | L | W | H | |
| 20.47 | 14.57 | 10.24 | 19.8 kg (43.65 lbs) | 13.78 | 9.84 | 9.06 | 9.2 kg (20.28 lbs) |
| 520 | 370 | 260 | | 350 | 250 | 230 | in. mm |

DIMENSION DRAWING



1. UL ONLY - These products are only suitable for connection to a UL rated Class 2 power source rated 12 Volt or less.
2. UL ONLY - These products are intended for use only when connected to a power source that complies with UL rated Class 2 voltage and energy limited circuit.
3. UL ONLY - When these units are connected to a UL rated Class 2 circuit, they are not to draw a total wattage of greater than the secondary or output rating of the UL rated Class 2 power supply.
4. These products may be secured in place in the end product by any means available.
5. These products are suitable for use in dry and damp locations. Not suitable for wet or submersed applications.