

94W ATHENA WIRELESS COMPATIBLE 2 CHANNEL DRIVER

This UL Listed constant voltage Class 2 intelligent LED driver provides high efficiency and great heat dissipation with dimmable 24V output. Offering wireless compatibility with the Lutron Athena control system, it features an enclosure with isolated wire connections. With 120-277V AC input voltage, this driver is suitable for Variable White (tunable for CCT and warmth) LED lighting in commercial, industrial and residential applications.

- Constant voltage dimmable driver
- Lutron Athena Wireless compatibility
- For use with Variable White (tunable) fixtures
- High efficiency and high power factor
- Short circuit and constant power protection
- Overtemperature and overload protection
- Lightning surge protection
- Lumen output compensation
- Dimming range from 100% to 1%
- 6-year warranty



NOTE: Lutron specifies that Athena Wireless Nodes should be installed within 25 ft (7.62 m) of two or more Athena Wireless Nodes. Walls, ceilings and some signals may interfere with Athena and reduce this distance.



SPECIFICATIONS

Driver Type	Constant Voltage	Dimming Output Type	PWM
Rated Input Voltage Range	120-277V AC	Ambient Operating Temperature	-40 to 158°F (-40 to 70°C)
Input Frequency	47-63Hz	Storage Temperature	-40 to 176°F (-40 to 80°C)
Input Current (Max.)	1.2A	Max Relative Humidity	20-95% RH
THD	≤10%@120V AC; ≤10%@230V AC; ≤15%@277V AC	Overvoltage Protection	Yes
Power Factor	PF≥0.99@120V AC; PF≥0.98@230V AC; PF≥0.98@230V AC	Short Circuit Protection	Yes
Output Power	94W	Over Temperature Protection	Yes
Output Voltage	24V (24-26V)	UL Standards	UL 8750 + UL 1310
Output Current	3.9A	EMI Compliance	FCC Part 15 CLASS B
Efficiency @ Full Load	87%@120V AC; 89%@230/277V AC	Warranty	6 years
Dimming Control	DALI		
Dimming Range	100%-1%		

ORDERING GUIDE

Category	Voltage	Wattage	Compatibility
DRVW	24	94	ATH2CH
DRVW - Driver	24 - 24V DC Output	94 - 94W	ATH2CH - Lutron Athena Wireless Compatible 2 Channel

MAXIMUM DISTANCE FROM DRIVER TO LED AT FULL LOAD

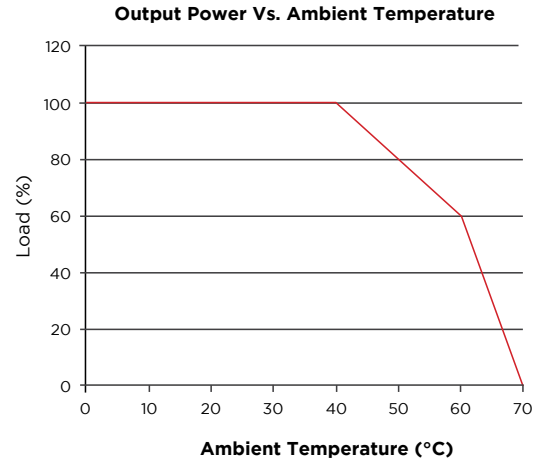
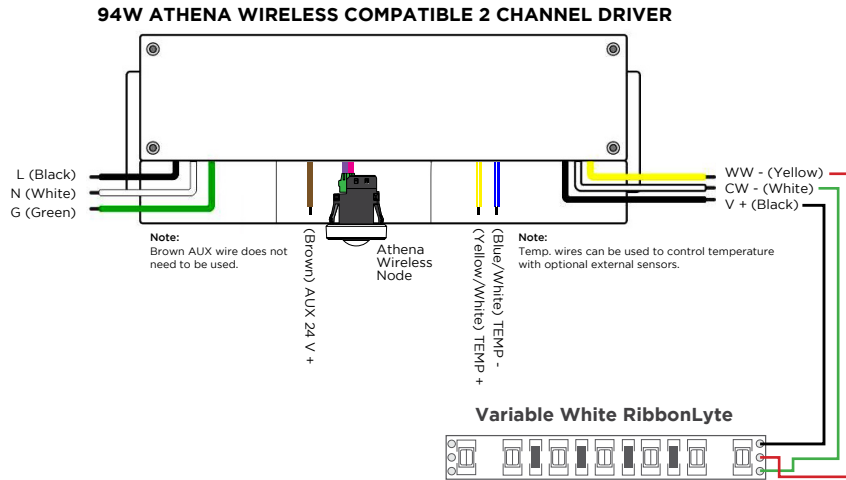
94 W

Wire Gauge	Feet	Meters
24 AWG / 0.25 mm ²	5.5	1.68
22 AWG / 0.34 mm ²	9	2.74
20 AWG / 0.5 mm ²	14	4.27
18 AWG / 0.75 mm ²	23	7.01
16 AWG / 1.5 mm ²	37	11.28
14 AWG / 2.5 mm ²	59	17.99
12 AWG / 4 mm ²	94	28.66
10 AWG / 6 mm ²	150	45.73
8 AWG / 10 mm ²	239	72.87

Acolyte does not warrant or represent that the information is free from errors or omission. The information may change without notice and Acolyte is not in any way liable for the accuracy of any information printed and stored or in any way interpreted or used.

WIRING DIAGRAM

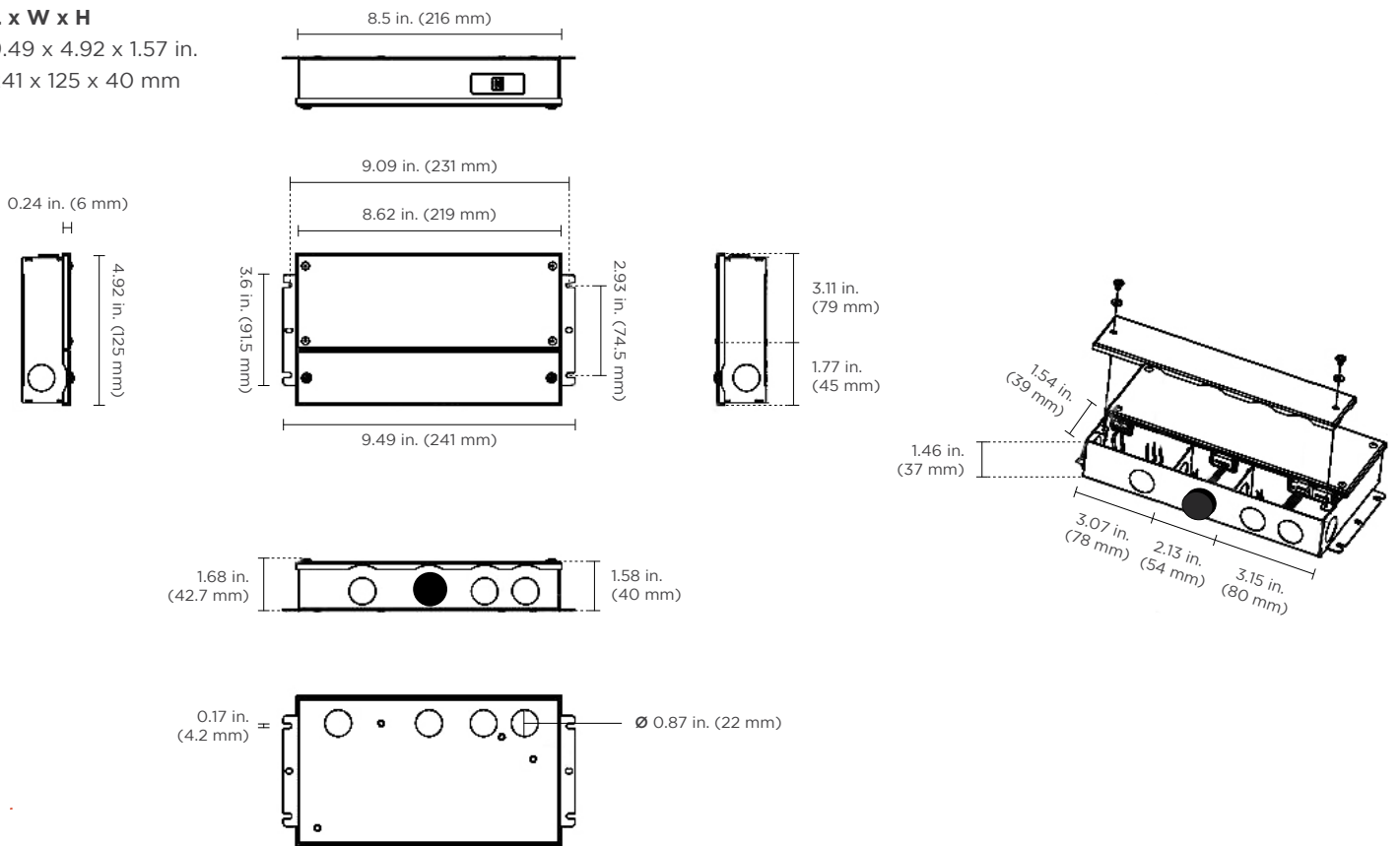
DERATING CURVE



DIMENSIONS

L x W x H

9.49 x 4.92 x 1.57 in.
241 x 125 x 40 mm



REV.08NOV2024

GLOBAL HQ

320 Murray Hill Pkwy
East Rutherford, NJ 07073
T: (+1) 212 629 6830
E: Sales-US@GENLEDBrands.com

EUROPEAN HQ

De Corridor 16K
36212B Breukelen
Netherlands
T: (+31) 346 235 000
E: SalesEurope@GENLEDBrands.com

MEINA HQ

PO Box 371378, #823, Building 4EA
Dubai Airport Free Zone, Dubai, UAE
T: (+971) 4 701 7901
E: SalesMEINA@genlebrands.com

ASIA-PACIFIC HQ

Room 402, Building D
Shenshi Tongchuang Science and Technology Park
No. 16 Hongyin Road
Xingqiang Community, Xihu Street
Guangming District, Shenzhen, China 518107
Sales: (+86) 139 1836 3905
Office: (+86) 755 8529 0710
E: Sales-Pacific@GENLEDBrands.com

[linkedin.com/company/genledacolyte](https://www.linkedin.com/company/genledacolyte)

[facebook.com/acolyteled](https://www.facebook.com/acolyteled)

[instagram.com/acolyte_led](https://www.instagram.com/acolyte_led)