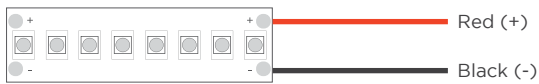
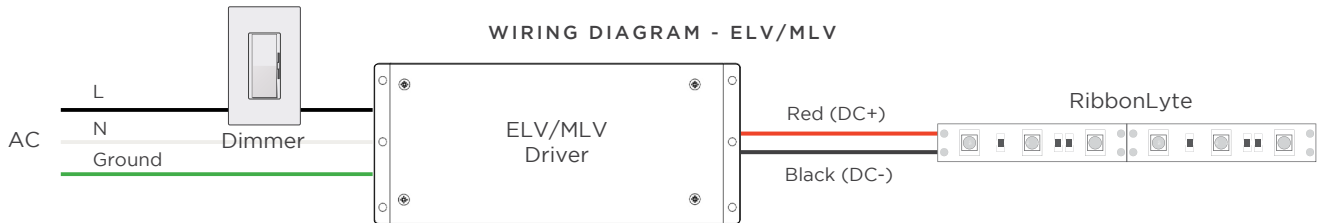
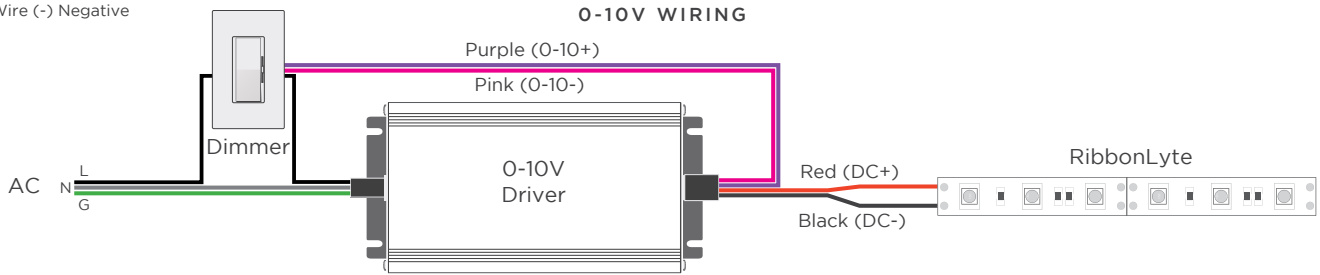


STATIC WHITE / STATIC COLOR / WARM DIM RIBBONLYTE

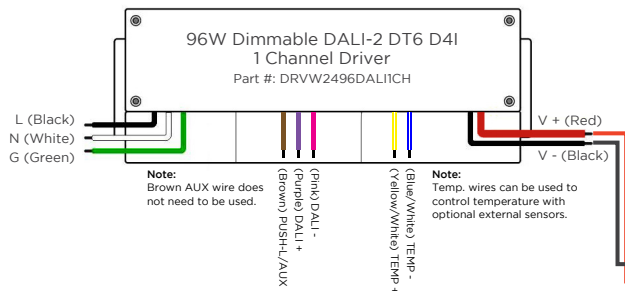
STATIC WHITE & STATIC COLOR RIBBONLYTE



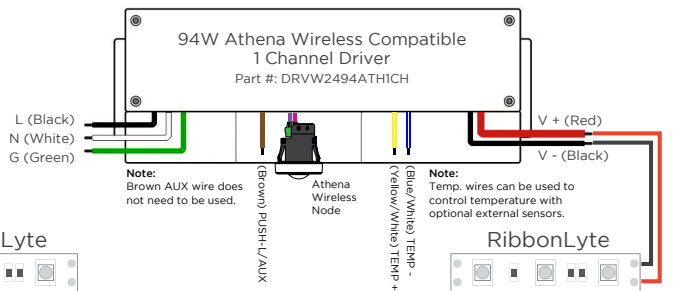
Red Wire (+) Positive
Black Wire (-) Negative



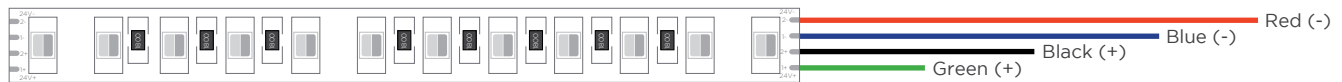
DALI-2 WIRING



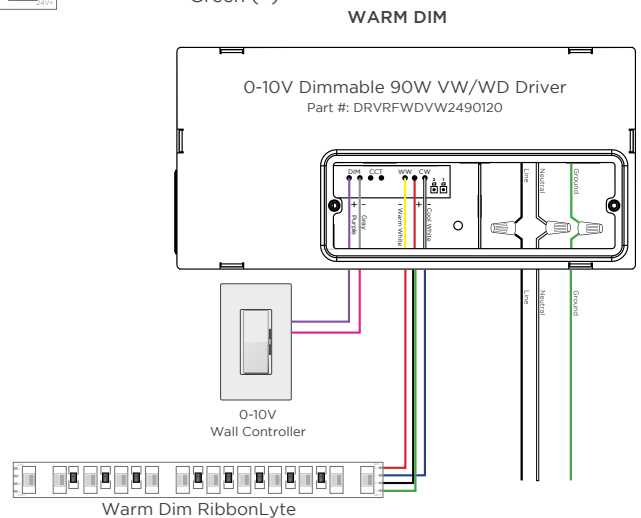
WIRING WITH ATHENA WIRELESS COMPATIBLE DRIVER



WARM DIM RIBBONLYTE

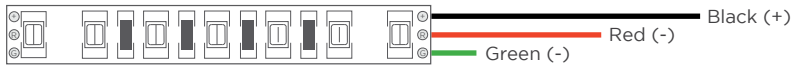


Red Wire (-) goes to Warm White Channel
Blue Wire (-) goes to Cool White Channel
Black Wire (+) goes to Warm White Channel
Green Wire (+) goes to Cool White Channel



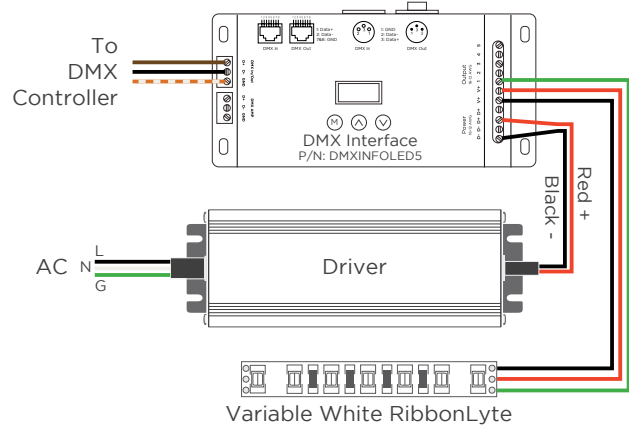
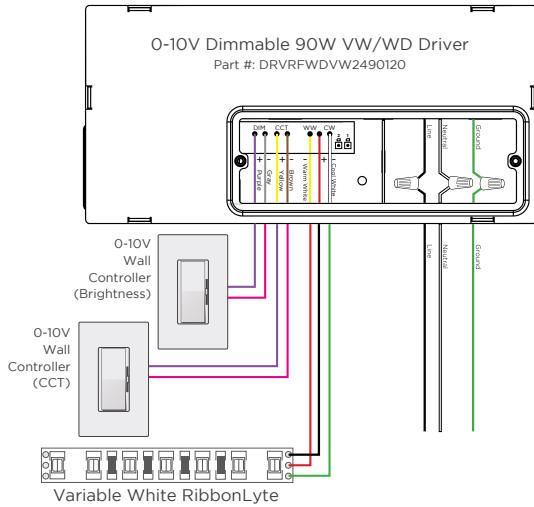
VARIABLE WHITE

VARIABLE WHITE RIBBONLYTE

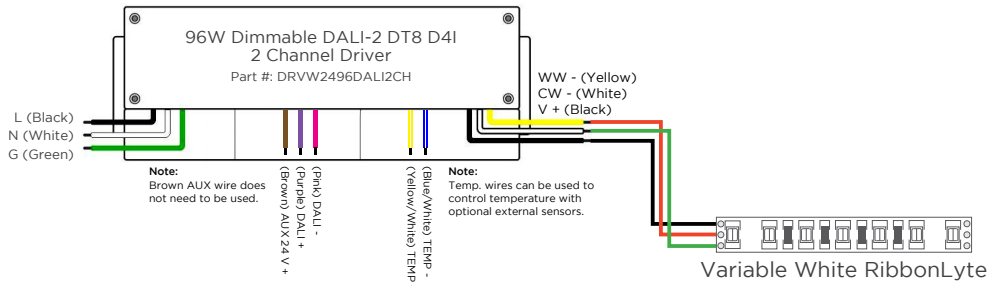


Black (+) Positive
Red Wire (-) goes to Warm White Channel
Green Wire (-) goes to Cool White Channel

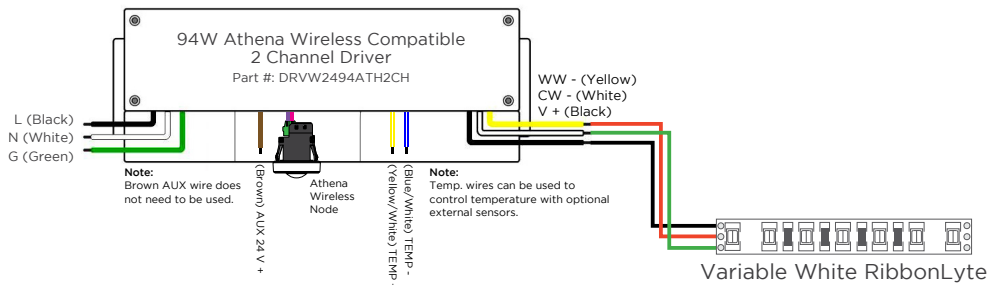
WIRING FOR 2 CHANNEL VARIABLE WHITE DIMMING



DALI-2 WIRING

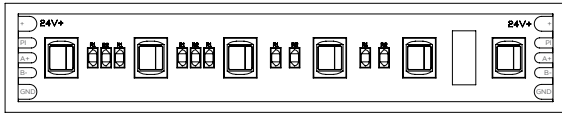


WIRING WITH ATHENA WIRELESS COMPATIBLE DRIVER



RGBW ADDRESSABLE RIBBONLYTE

RGBW ADDRESSABLE RIBBONLYTE



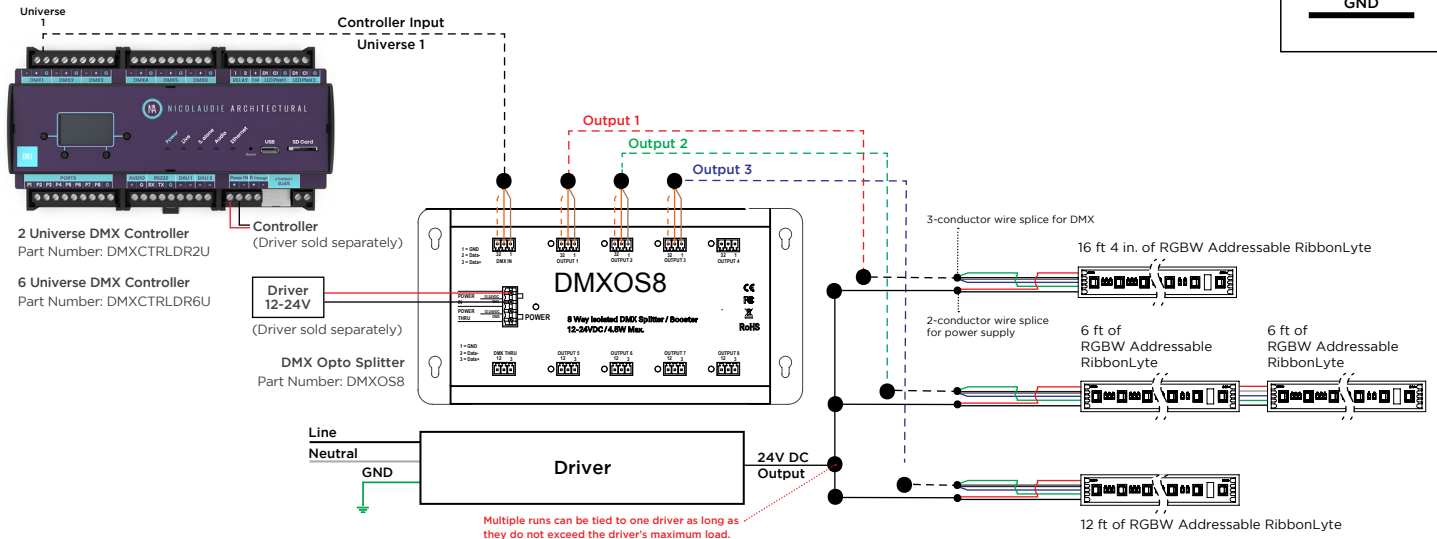
Red (+) Positive
White Wire (PI) can be capped off
Blue Wire (A+)
Green Wire (B-)
Black Wire (GND)

One DMX Universe consists of 128 addresses and 512 channels (42 ft, 8 in. of RibbonLyte).

Any single run of RibbonLyte that is less than 16 ft, 4 in. can be wired directly to the controller.

For additional runs, Opto Splitter must be used. Each individual run will need its own Opto Splitter output.

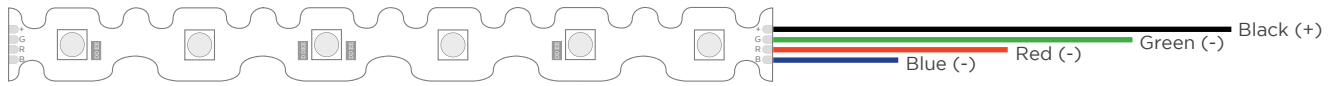
WIRE INDEX	
+	Red
PI	White
A+	Blue
B-	Green
GND	Black



Multiple runs can be tied to one driver as long as they do not exceed the driver's maximum load.

RGB MATRIX / RGBW / RGBA / RGBWW RIBBONLYTE

RGB MATRIX RIBBONLYTE



Black Wire (+) Positive
Red Wire (-) goes to Red Channel
Green Wire (-) goes to Green Channel
Blue Wire (-) goes to Blue Channel

RGBW RIBBONLYTE



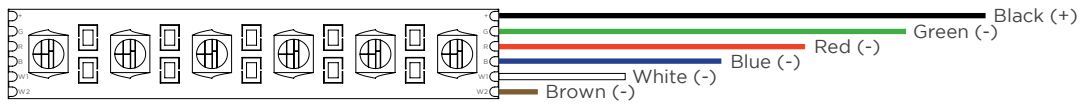
Black (+) Positive
Red Wire (-) goes to Red Channel
Green Wire (-) goes to Green Channel
Blue Wire (-) goes to Blue Channel
White Wire (-) goes to White Channel

RGBA RIBBONLYTE



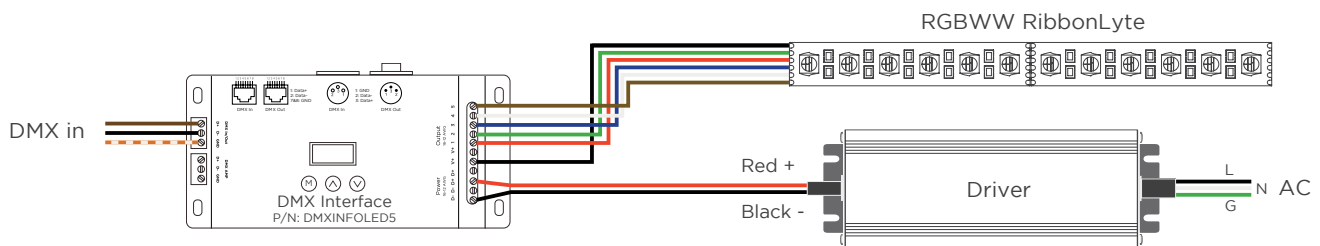
Black (+) Positive
Red Wire (-) goes to Red Channel
Green Wire (-) goes to Green Channel
Blue Wire (-) goes to Blue Channel
White Wire (-) goes to Amber Channel

RGBWW RIBBONLYTE



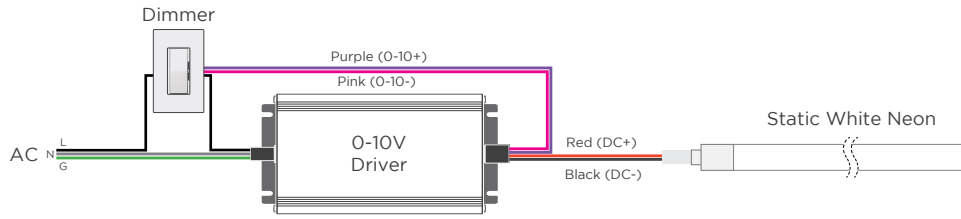
Black (+) Positive
Red Wire (-) goes to Red Channel
Green Wire (-) goes to Green Channel
Blue Wire (-) goes to Blue Channel
White Wire (-) goes to White Channel 1
Brown Wire (-) goes to White Channel 2

DMX WIRING



STATIC WHITE / RGB & RGBW NEON

0-10V WIRING WITH STATIC WHITE NEON



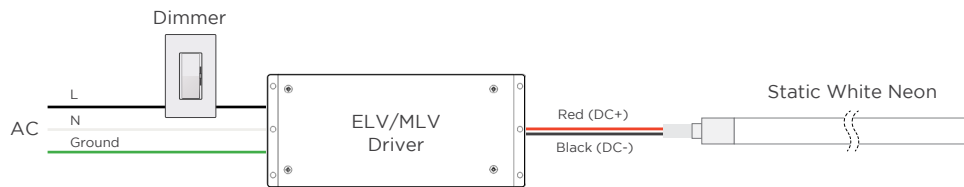
WIRE COLORS

STATIC WHITE NEON
Red Wire (+) Positive
Black Wire (-) Negative

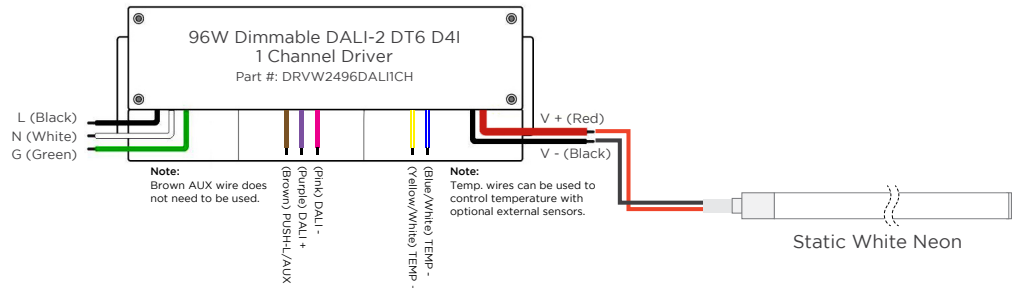
RGB NEON
Black Wire (+) Positive
Red Wire (-) goes to Red Channel
Green Wire (-) goes to Green Channel
Blue Wire (-) goes to Blue Channel

RGBW NEON
Black Wire (+) Positive
Red Wire (-) goes to Red Channel
Green Wire (-) goes to Blue Channel
Blue Wire (-) goes to Blue Channel
White Wire (-) goes to White Channel

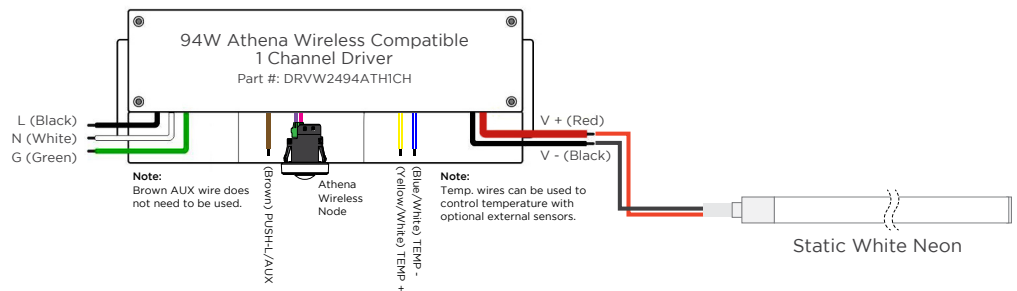
MLV / ELV WIRING WITH STATIC WHITE NEON



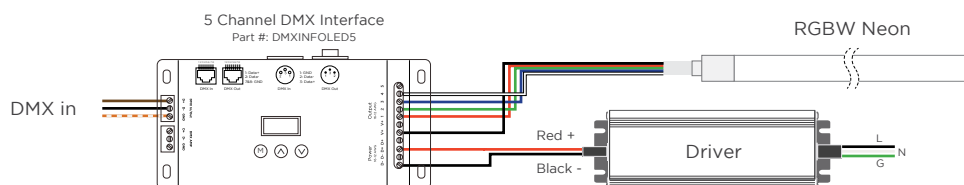
DALI-2 WIRING WITH STATIC WHITE NEON



ATHENA WIRELESS COMPATIBLE DRIVER WIRING WITH STATIC WHITE NEON

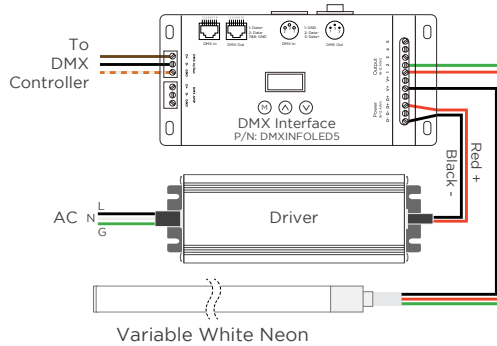
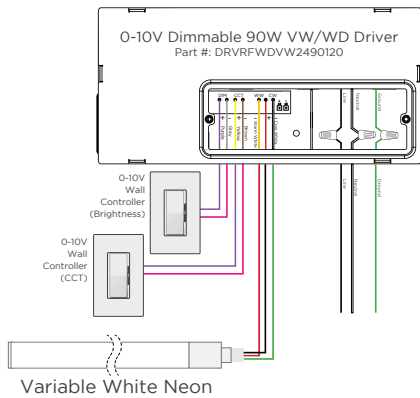


DMX WIRING WITH RGB & RGBW NEON



VARIABLE WHITE / RGBW ADDRESSABLE NEON

WIRING FOR 2-CHANNEL VARIABLE WHITE DIMMING



WIRE COLORS

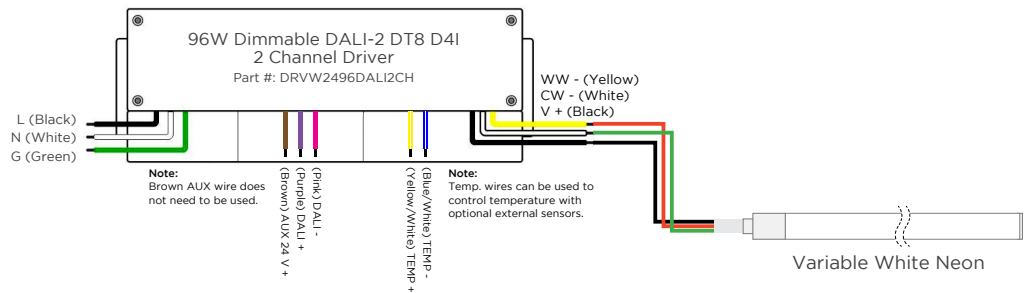
VARIABLE WHITE NEON

Black Wire (+) Positive
Red Wire (-) goes to Warm White Channel
White Wire (-) goes to Cool White Channel

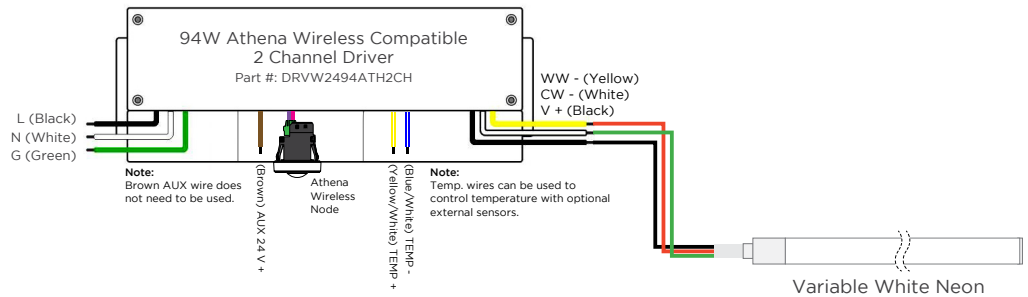
RGBW ADDRESSABLE NEON

Red Wire (+) Positive
White Wire (PI)
Blue Wire (A+)
Green Wire (B-)
Black Wire (GND)

DALI-2 WIRING WITH VARIABLE WHITE NEON



ATHENA WIRELESS COMPATIBLE DRIVER WIRING WITH VARIABLE WHITE NEON

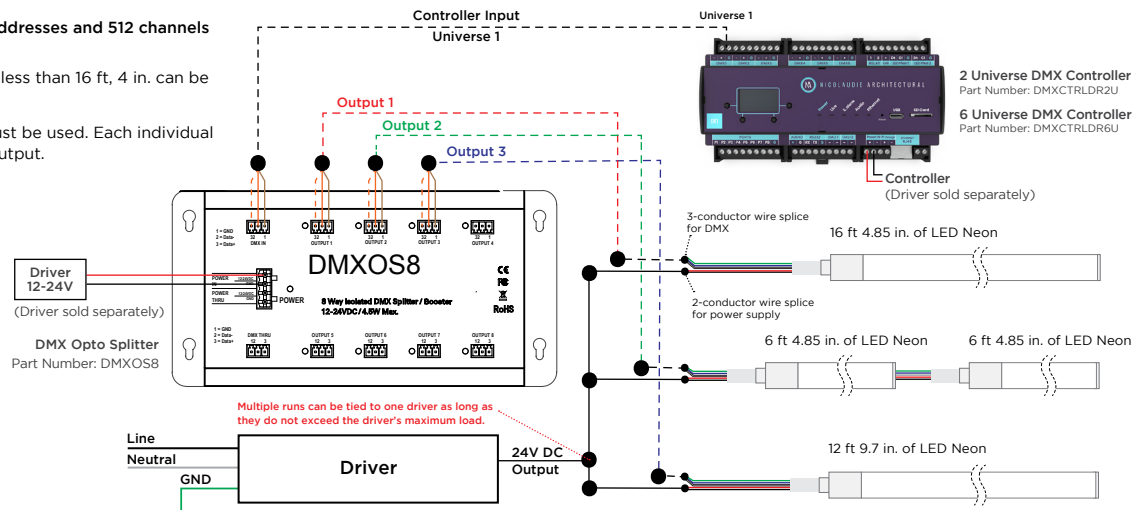


DMX WIRING WITH RGBW ADDRESSABLE NEON

One DMX Universe consists of 128 addresses and 512 channels (42 ft, 8 in. of RibbonLyte).

Any single run of RibbonLyte that is less than 16 ft, 4 in. can be wired directly to the controller.

For additional runs, Opto Splitter must be used. Each individual run will need its own Opto Splitter output.





2 PIN IP67 CONNECTOR

WIRE COLOR	STATIC WHITE / STATIC COLOR
Black	Negative (-)
Red	Positive (+)



5 PIN IP67 CONNECTOR

WIRE COLOR	RGBA	RGBW	4-IN-1 RGBW
Black	Positive (+)	Positive (+)	Positive (+)
Red	Red (-)	Red (-)	Red (-)
Green	Green (-)	Green (-)	Green (-)
Blue	Blue (-)	Blue (-)	Blue (-)
Yellow	Amber (-)	White (-)	White (-)



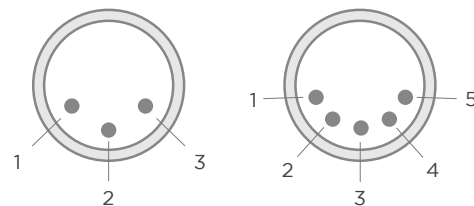
6 PIN IP20 CONNECTOR

WIRE COLOR	RGBWW 5-in-1
Black	Positive (+)
Red	Red (-)
Green	Green (-)
Blue	Blue (-)
White	White (-)
Yellow	Brown (-)



XLR CONNECTOR

PIN	WIRE COLOR	DMX
1	Green	Ground
2	Black	Negative (-)
3	Red	Positive (+)
4		Do Not Use
5		Do Not Use



DRIVER AND RIBBONLYTE AT FULL LOAD

Wire Gauge	30		60		96		150		200		240		300		320	
	Feet	Meters	Feet	Meters	Feet	Meters	Feet	Meters	Feet	Meters	Feet	Meters	Feet	Meters	Feet	Meters
24 AWG / 0.25 mm ²	14	4.27	9	2.74	5.5	1.68	3.75	1.14	2.75	0.84	2.25	0.69	1.75	0.53	1.75	0.53
22 AWG / 0.34 mm ²	22	6.71	14	4.27	9	2.74	5.75	1.75	4.5	1.37	3.5	1.07	2.75	0.84	2.75	0.84
20 AWG / 0.5 mm ²	35	10.67	23	7.01	14	4.27	9	2.74	7	2.13	5.75	1.75	4.5	1.37	4.25	1.30
18 AWG / 0.75 mm ²	56	17.07	37	11.28	23	7.01	15	4.57	11	3.35	9	2.74	7.5	2.29	7	2.13
16 AWG / 1.5 mm ²	90	27.44	60	18.29	37	11.28	24	7.32	18	5.49	15	4.57	12	3.66	11	3.35
14 AWG / 2.5 mm ²	142	43.29	95	28.96	59	17.99	38	11.59	28	8.54	23	7.01	19	5.79	17	5.18
12 AWG / 4 mm ²	226	68.90	151	46.04	94	28.66	60	18.29	45	13.72	37	11.28	30	9.15	28	8.54
10 AWG / 6 mm ²	360	109.76	240	73.17	150	45.73	96	29.27	72	21.95	60	18.29	48	14.63	45	13.72
8 AWG / 10 mm ²	574	175.00	381	116.16	239	72.87	153	46.65	115	35.06	95	28.96	76	23.17	71	21.65