

1.5 VARIABLE WHITE XACTA RIBBONLYTE

Xacta RibbonLyte is the most precise RibbonLyte we've ever created. Xacta RibbonLyte lets you cut between any LED to create custom fixtures of any exact length. Variable White Xacta RibbonLyte uses warm white and cool white chips in each LED to let you adjust for brightness and CCT with cuttable lengths in increments of just 0.2 in. (5 mm). Design custom Variable White Xacta RibbonLyte fixtures with Acolyte channel fixtures.

- Cuttable every 0.2 in. (5 mm)
- 1.5 W/ft (4.9 W/m)
- Variable White (2400K-6000K)
- 137.9 lm/W (all on)
- 205.5 lm/ft (674.3 lm/m) (all on)
- Closet rated in channel applications



RoHS

IP20



Declare.

ORDERING GUIDE

Category	CRI	Ribbon Type & IP Rating	Wattage + Color
RB	0	XACTA20	1.5VW
RB - Ribbonlyte	0 - Color Changing	XACTA20 - Xacta RibbonLyte IP20	1.5VW - 1.5 W/ft (4.9 W/m) Variable White

CONNECTION OPTIONS

1. End Feed Bare Wire Connection (Default Option)



2. IP67 Connector Input



3. Soldered Daisy Chain



4. Daisy Chain with IP67 Connectors



5. Bare Wire on Both Ends



Standard cable length if not specified:

1. 12 in. cable with bare wire (custom length up to 20 feet)
2. Standard 12 in. cable with IP67 connectors (custom length up to 10 feet)
3. Daisy chain with 3 in. cable between runs (custom length up to 36 in.)
4. 3 in. cable between IP67 connector and RibbonLyte (custom length up to 18 in.)
5. Standard 12 in. cable with bare wire (custom length up to 10 feet)

Note: IP67 connectors are used for both IP20 and IP65/IP68 RibbonLyte

AVAILABLE COLOR TEMPERATURES





VW




SPECIFICATIONS / DIAGRAM / USAGE GUIDELINES

1.5 VARIABLE WHITE XACTA RIBBONLYTE			
Operating Voltage	24 V		
Color Temperatures	2400K – 6000K		
	Warm White (2400K)	Cool White (6000K)	All On
Power Consumption	0.75 W/ft (2.45 W/m)	0.75 W/ft (2.45 W/m)	1.5 W/ft (4.9 W/m)
Lumens	182.2 lm/ft (597.9 lm/m)	206.1 lm/ft (676.2 lm/m)	205.5 lm/ft (674.3 lm/m)
Efficacy	129.4 lm/W	146.4 lm/W	137.9 lm/W
Current (mA) - 24V	67.4 mA/ft (221.1 mA/m)	64.2 mA/ft (210.2 mA/m)	68.7 mA/ft (225.7 mA/m)
LED Pitch	122 LEDs/ft (400 LEDs/m)		
Protection Rating	IP20		
Dimming/Control	DMX / 0-10V with Dimming Module		
Operating Temperature	-40 – 140 °F (-40 – 60 °C)		
Lifetime (L70 reported)	50,000 hours		
Cutable Length	0.2 in. (5 mm)		
Constant Voltage	✓		
Cable Length	12 in. (30.5 cm)		
Certifications	UL 2108 Issued: 2016/06/17 Ed: 1 Rev: 2021/10/16 Low Voltage Lighting Systems. CSA C22.2 No. 250.0, General Requirements for Luminaires. ROHS compliant All RibbonLyte models 3.0 W/ft (9.8 W/m) and lower when used in any Acolyte Channel profile except Piccolo are tested by UL and confirmed 'Suitable for Installation in the Storage Area of a Clothes Closet' in accordance with NFPA 70 and NEC 410.16 and 411. CE		
Warranty	6 years		

*2-Channel 0-10V Dimming maintains a consistent light output level while changing color temperatures.

24V DIMENSIONS	Top View	Side View	Dimensions
IP20	 <p>CUTTABLE EVERY: 0.2 in (5 mm)</p>		<p>Width 0.31 in (8 mm) Max Length 32.15 ft (9.8 m) Height 0.06 in (1.45 mm)</p>

OPTIONAL ACCESSORY

0-10V Dimmable 90W VW/WD Driver	Flat Mounting Clip	0.5 in. VHB Tape*
 <p>Part Number: DRVRFWDVW2490120</p>	 <p>Part Number: RBMNTSIL</p>	 <p>Provides superior holding power in surface mounted applications Part Number: VHBTAPE0.5BK</p>

* RibbonLyte comes with an adhesive backing, but Acolyte recommends using VHB Tape for extra support in surface mounted applications.

USAGE GUIDELINES

- When installing this product, consider the surface temperature of the material where it will be mounted. Many building surfaces which are exposed to direct sunlight exceed the 60 °C / 140 °F maximum for which our product is rated. High-risk locations like this should be avoided.
- IP20 RibbonLyte products are for indoor use in dry areas.
- Please refer to the RibbonLyte Proper Usage Guide in our Application Guide for more information. Available for download at AcolyteLED.com.
- This product is compatible with a wide variety of control products including the entire line of Lutron dimming systems.
- For use with Acolyte drivers, 0-10V dimming modules and interface controllers (DMXINF models).
- Use with non-Acolyte supplied drivers is not supported or warrantied.
- Due to the nature of RibbonLyte products, cuttable lengths are generally longer or shorter than the customer requested length. Unless specified, RibbonLyte is factory cut at the shorter cuttable point.
- We reserve the right to make changes to product lineup, specifications, design and finishes at any time without notice.

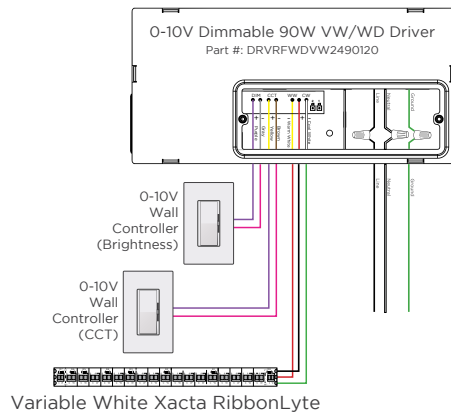
Acolyte does not warrant or represent that the information is free from errors or omission. The information may change without notice and Acolyte is not in any way liable for the accuracy of any information printed and stored or in any way interpreted or used.

CHANNEL COMPATIBILITY / CHANNEL OPTIONS

CHANNEL	IP20	SURFACE CHANNELS						
AC1	✓							
AC2	✓							
AC3	✓							
AC4	✓							
AC5	✓							
AR1	✓							
AR3	✓							
AR10	✓							
AR16	✓							
AR20	✓							
AR25	✓							
AR30	✓							
AR33								
AS1	✓							
AS2	✓							
AS3	✓							
AS6	✓							
AS10	✓							
AS13	✓							
AS16	✓							
AS20G	✓							
AS23	✓							
AS30	✓							
AS53								
AT4	✓							
AT5	✓							
AW12	✓							
AW14	✓							
AW38	✓							
B1	✓							
SC3	✓							
SC4	✓							
SC5	✓							
WH35	✓							
CORNER CHANNELS								
AC1	✓							
AC2	✓							
AC3	✓							
AC4	✓							
AC5	✓							
RECESSED CHANNELS								
AR1	✓							
AR3	✓							
AR10	✓							
AR16	✓							
AR20	✓							
AR25	✓							
AR30	✓							
MUD-IN CHANNELS								
AW14								
SC3								
SC4								
SC5								

WIRING DIAGRAMS

2-CHANNEL VARIABLE WHITE DIMMING



WIRE COLORS

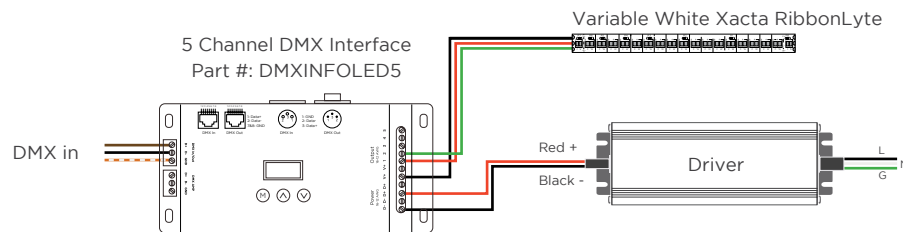
VARIABLE WHITE

Black Wire (+) Positive

Red Wire (-) Warm Channel

Green Wire (-) Cool Channel

DMX WIRING DIAGRAM - COMPATIBLE WITH ALL MODELS OF VARIABLE WHITE RIBBONLYTE



REV.15MAY2025

GLOBAL HQ

320 Murray Hill Pkwy
East Rutherford, NJ 07073
T: (+1) 212 629 6830
E: Sales-US@GENLEDBrands.com

EUROPEAN HQ

Hogeweyselaan 119
1382 JK Weesp
Netherlands
T: (+31) 346 235 000
E: SalesEurope@GENLEDBrands.com

MEINA HQ

PO Box 371378, #823, Building 4EA
Dubai Airport Free Zone, Dubai, UAE
T: (+971) 4 701 7901
E: SalesMEINA@genledbrands.com

ASIA-PACIFIC HQ

Room 402, Building D
Shensi Tongchuang Science and Technology Park
No. 16 Hongyin Road
Xingqiang Community, Xinhua Street
Guangming District, Shenzhen, China 518107
T: (+86) 755 8529 0710
E: Sales-Pacific@GENLEDBrands.com