



PICCOLO 45

Piccolo 45 is a special micro fixture that measures 0.26 x 0.26 in. (6.6 x 6.6 mm) with a flat milky lens presented at 45° to create fine lines of light in tight spaces, corners and under cabinets. It is sold in custom lengths ranging from 2.43 in. (61.8 mm) to 6 ft. 6.81 in. (2001.8 mm) in increments of 0.2 in. (5 mm). Piccolo 45 features a unique IP20 micro RibbonLyte that provides 90+ CRI in six available CCTs ranging from 2200K to 4000K.

- 2.9 W/ft (9.6 W/m)
- 0.26 in. (6.6 mm) wide by 0.26 in. (6.6 mm) high
- Mount with Mounting Clips or VHB tape (sold separately)
- Smallest fixture at 2.43 in. (61.8 mm) including end caps
- Sold in 0.2 in. (5 mm) increments up to 6 ft. 6.81 in. (2001.8 mm)
- 120° beam angle presented at 45°
- Flat milky lens
- 61 LEDs/ft (200 LEDs/m)
- 90+ CRI
- IP20 rating for indoor use



HOUSING FINISHES



Silver Standard Black* Custom RAL*

* Consult factory. Additional fee and MOQ apply.

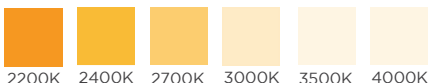
AVAILABLE LENS FINISH



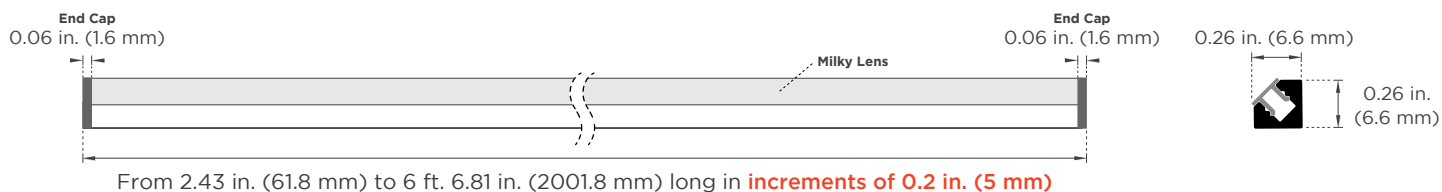
Milky Lens



AVAILABLE COLOR TEMPERATURES



DIMENSIONS



ORDERING GUIDE

Model	Wattage	Color Temp.	LENS	HOUSING COLOR
PIC45	2.9		M	
PIC45 - The Piccolo 45 Fixture	2.9 - 2.9 W/ft (9.6 W/m)	22 - 2200K 30 - 3000K 24 - 2400K 35 - 3500K 27 - 2700K 40 - 4000K	M - Milky Lens	SV - Silver (default) BK - Black* Consult factory for custom colors. Additional fee and MOQ apply.


NOTE: The Piccolo is sold as a complete custom fixture. Cutting a Piccolo fixture in the field will void the warranty.

* Consult factory. Additional fee and MOQ apply.

SPECIFICATIONS

Beam Angle	120° beam angle presented at 45°
Lens Type	Milky Lens
Length	Smallest fixture at 2.43 in. (61.8 mm) including end caps. Sold in 0.2 in. (5 mm) increments up to 6 ft. 6.81 in. (2001.8 mm)
Maximum Daisy Chained Fixture Length	9 ft 10 in. (3 m)
Operating Voltage	24 V
Dimming	MLV / 0-10 Volt / ELV / DALI / DMX
Operating Temperature	-40 — 158 °F (-40 — 70 °C)
Colors	2200K, 2400K, 2700K, 3000K, 3500K, 4000K
CRI	90+ CRI
Power Feed Option	End feed
Lifetime (L70 reported)	50,000 hours
MacAdam ellipse (SDCM)	2-Step Binning (For Static White LEDs only)
Certifications	UL Listed UL 2108 Issued: 2004/02/27 Ed: 1 Rev: 2014/02/24 Low Voltage Lighting Systems CSA C22.2#9.0 Issued: 1996/06/01 Ed: 1 (R2011) General Requirements for Luminaries; with Gen. Inst. 1: 1997, Gen Inst. 2: 1998. ROHS compliant, CE

ACCESSORIES

Mounting Clip (included accessory)			End Caps (included accessory)	
Side View	Top View	Assembled View	Front View	Side View
			0.2 in. VHB Tape (sold separately)	
			 <p>Provides superior holding power. Available in 16 ft 4.8 in. (5 m) reels. Part Number: VHBTAPE0.2CL</p>	

RIBBONLYTE SPECIFICATIONS

Cuttable Length	LED Pitch	Color Temperature	lm/W without Lens	Delivered Lumens with Milky Lens
0.2 in. (5 mm)	61 LEDs/ft (200 LEDs/m)	2200K	115	131 lm/ft (430 lm/m)
		2400K	124	139 m/ft (455 lm/m)
		2700K	130	146 lm/ft (480 lm/m)
		3000K	135	152 lm/ft (500 lm/m)
		3500K	140	157 lm/ft (515 lm/m)
		4000K	148	166 lm/ft (545 lm/m)

NOTE: The Piccolo 45 is sold as a complete custom fixture. Cutting a Piccolo fixture in the field will void the warranty.

24V DIMENSIONS	Top View	Side View	Dimensions
IP20			Width 0.2 in (3 mm) Max Length 6 ft 7 in. (2 m) Height 0.06 in (1.45 mm)

Acolyte does not warrant or represent that the information is free from errors or omission. The information may change without notice and Acolyte is not in any way liable for the accuracy of any information printed and stored or in any way interpreted or used.

AVAILABLE DRIVERS OPTIONS / WIRE GAUGE CHART

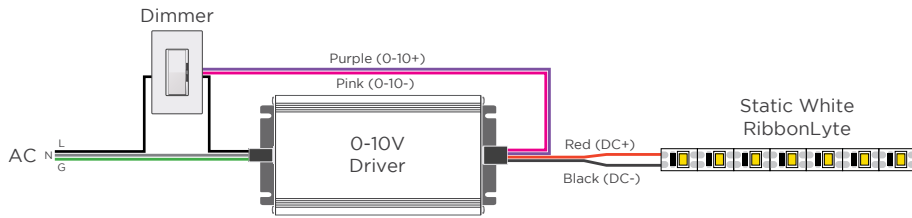
0-10V/ELV/MLV 3-IN-1	ELV	0-10V VW/WD	COMPACT
 <p>60W, 96W, 288W 0-10V/ELV/MLV 3-in-1 Dimmable Drivers</p> <p>Part No.:</p> <ul style="list-style-type: none"> • DRVW2460TRI010 (60 W) • DRVW2496TRI010 (96 W) • DRVW24288TRI010 (288 W) <p>24 VDC 120-277 VAC IP65, dry/damp/wet locations UL Listed</p>	 <p>60W Dimmable Driver</p> <p>Part No.:</p> <ul style="list-style-type: none"> • DRVW2460ELV <p>24 VDC 100-130 VAC Fits in single-gang switch boxes IP20, dry locations UL Recognized</p>	 <p>0-10V Dimmable 90W VW/WD Driver</p> <p>Part No.:</p> <ul style="list-style-type: none"> • DRVRFWDVW2490120 <p>24 VDC 100-277 VAC IP23, dry/damp locations UL Listed</p>	 <p>60W, 96W Non-Dimming Compact Drivers</p> <p>Part No.:</p> <ul style="list-style-type: none"> • DRV2460C (60 W) • DRV2496C (96 W) <p>24 VDC 120-277 VAC IP20, dry locations UL Class P</p>
ATHENA WIRELESS COMPATIBLE	CASAMBI COMPATIBLE DRIVERS	DIMMABLE DALI-2 DRIVERS	DIMMABLE DALI-2 DRIVERS
 <p>94W Athena Wireless Compatible Drivers</p> <p>Part No.:</p> <ul style="list-style-type: none"> • DRVW2494ATH1CH (1 channel) • DRVW2494ATH2CH (2 channel) <p>24 VDC 100-277 VAC Dry locations UL Listed</p>	 <p>100W & 200W Casambi Compatible 4 Channel Drivers</p> <p>Part No.:</p> <ul style="list-style-type: none"> • DRVW24100CAS4CH (100 W) • DRVW24200CAS4CH (200 W) <p>24 VDC 100-277 VAC IP66, dry/damp/wet locations UL Listed, CE, RoHS, Bluetooth, CASAMBI</p>	 <p>96W DIMMABLE DALI-2 DT6 D4I & DALI-2 DT8 D4I DRIVERS</p> <p>Part No.:</p> <ul style="list-style-type: none"> • DRVW2496DALI1CH (1 channel) • DRVW2496DALI2CH (2 channel) <p>24-26 VDC 120-277 VAC IP67, dry/damp/wet locations UL Listed</p>	 <p>75W, 150W, 240W DALI-2 Dimmable Drivers</p> <p>Part No.:</p> <ul style="list-style-type: none"> • DRVW2475DALI1CH (75 W, 1 channel) • DRVW24150DALI1CH (150 W, 1 channel) • DRVW24240DALI1CH (240 W, 1 channel) • DRV24150DALI2CH (150 W, 2 channels) • DRV24150DALI4CH (150 W, 4 channels) <p>24 VDC 120-277 VAC IP67, damp/wet locations (1-channel drivers only) IP20, dry location (2-channel & 4-channel drivers only) CE, RoHS, SELV</p>

DRIVER AND RIBBONLYTE AT FULL LOAD

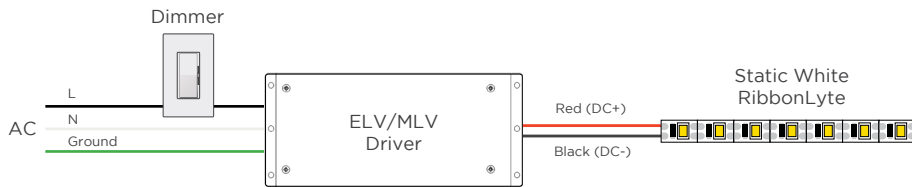
Wattages Wire Gauge	30		60		96		150		200		240		300		320	
	Feet	Meters	Feet	Meters	Feet	Meters	Feet	Meters	Feet	Meters	Feet	Meters	Feet	Meters	Feet	Meters
24 AWG / 0.25 mm ²	14	4.27	9	2.74	5.5	1.68	3.75	1.14	2.75	0.84	2.25	0.69	1.75	0.53	1.75	0.53
22 AWG / 0.34 mm ²	22	6.71	14	4.27	9	2.74	5.75	1.75	4.5	1.37	3.5	1.07	2.75	0.84	2.75	0.84
20 AWG / 0.5 mm ²	35	10.67	23	7.01	14	4.27	9	2.74	7	2.13	5.75	1.75	4.5	1.37	4.25	1.30
18 AWG / 0.75 mm ²	56	17.07	37	11.28	23	7.01	15	4.57	11	3.35	9	2.74	7.5	2.29	7	2.13
16 AWG / 1.5 mm ²	90	27.44	60	18.29	37	11.28	24	7.32	18	5.49	15	4.57	12	3.66	11	3.35
14 AWG / 2.5 mm ²	142	43.29	95	28.96	59	17.99	38	11.59	28	8.54	23	7.01	19	5.79	17	5.18
12 AWG / 4 mm ²	226	68.90	151	46.04	94	28.66	60	18.29	45	13.72	37	11.28	30	9.15	28	8.54
10 AWG / 6 mm ²	360	109.76	240	73.17	150	45.73	96	29.27	72	21.95	60	18.29	48	14.63	45	13.72
8 AWG / 10 mm ²	574	175.00	381	116.16	239	72.87	153	46.65	115	35.06	95	28.96	76	23.17	71	21.65

WIRING DIAGRAMS

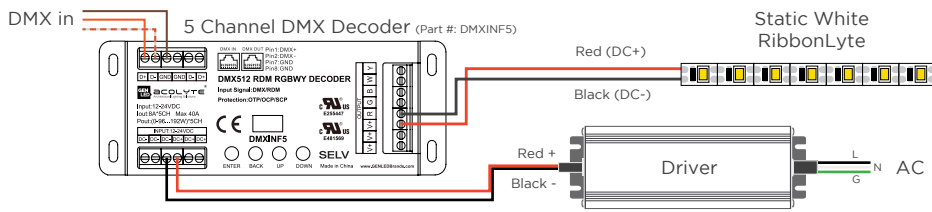
0-10 V



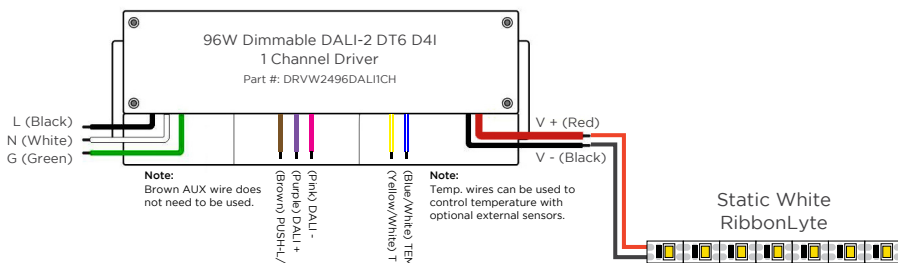
MLV / ELV



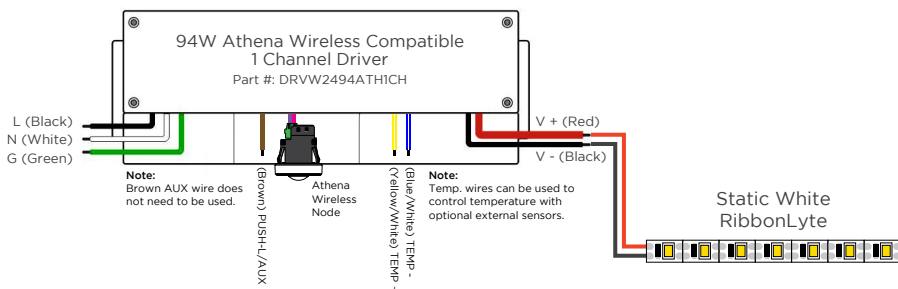
DMX WIRING WITH STATIC WHITE RIBBONLYTE



DALI-2 WIRING WITH STATIC WHITE RIBBONLYTE



STATIC WHITE RIBBONLYTE WIRING WITH ATHENA WIRELESS COMPATIBLE DRIVER



WIRE COLORS PER RIBBONLYTE COLOR

STATIC WHITE
Red Wire (+) Positive
Black Wire (-) Negative

REV.30APR2026

GLOBAL HQ

320 Murray Hill Pkwy
East Rutherford, NJ 07073
U.S.
T: (+1) 212 629 6830
E: Sales-US@GENLEDBrands.com

EUROPEAN HQ

Hogeweyselaan 119
1382 JK Weesp
Netherlands
T: (+31) 346 235 000
E: SalesEurope@GENLEDBrands.com

MEINA HQ

PO Box 371378, #823, Building 4EA
Dubai Airport Free Zone
Dubai, UAE
T: (+971) 4 701 7901
E: SalesMEINA@genlebrands.com

ASIA-PACIFIC HQ

Room 402, Building D
ShenShi Tongchuang Science and Technology Park
No. 16 Hongyin Road
Xingqiang Community, Xihu Street
Guangming District, Shenzhen, China 518107
T: (+86) 755 8529 0710
E: Sales-Pacific@GENLEDBrands.com