

Light efficiency:

71 Lumen/Watt

Light quality:

CRI: 0.0

Color temperature:

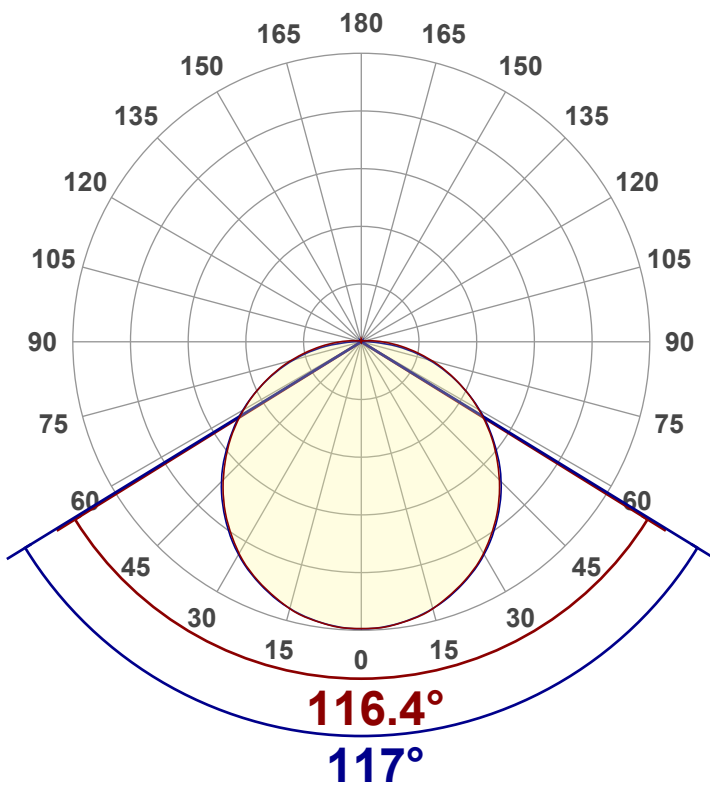

0 K

Output: 296 lm

Peak: 94.5 cd

Power: 4.2 W

PF: 1.0



Tracking number: [n/a](#)

Product name:  
**NLAMS2.4GE**

Item number:

Date and time:  
**10/13/2025 2:17:16 PM**

Operator:  
**BOB**

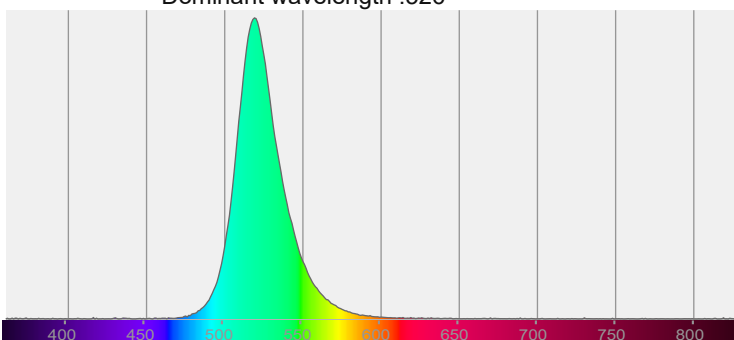
Description:  
**24Vdc, 8W/m, GREEN, SIDE BEND,  
0.5m in length**



CIE 1931  
x: 0.156  
y: 0.740

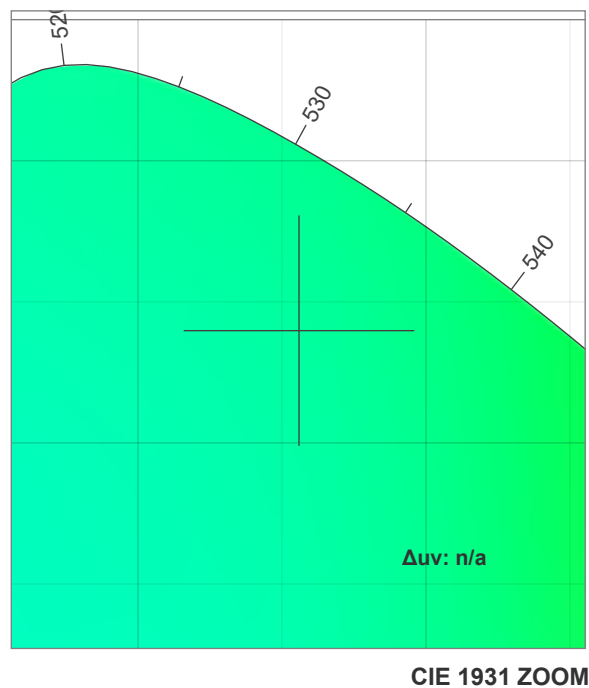
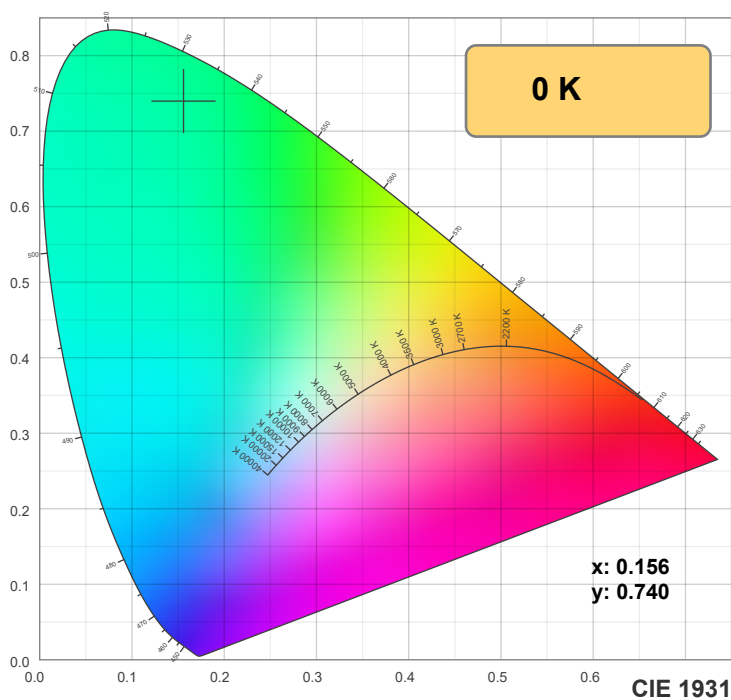
Spectra: Peak wavelength :519

Dominant wavelength :526

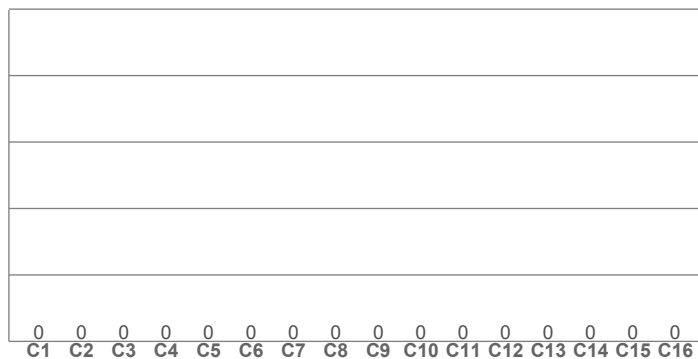


Power

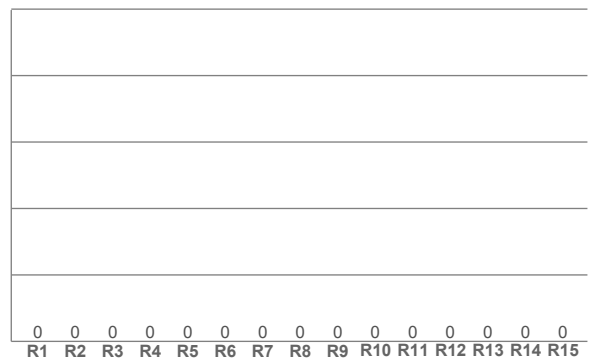
Voltage: 24.0 V  
Current: 0.175 A  
Frequency: 0 Hz



TM-30: 0.0



CRI: 0.0 (R1-R8)



CRI R values, only R1-R8 are used to calculate final CRI value

R1	R2	R3	R4	R5	R6	R7	R8	R9	R10	R11	R12	R13	R14	R15
0.0	0.0	0.0	0.0	0.0	0.0	0.0	0.0	0.0	0.0	0.0	0.0	0.0	0.0	0.0

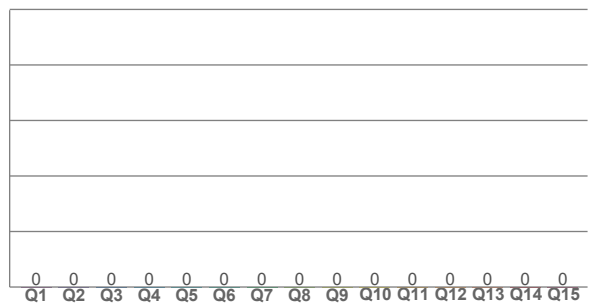
TM30 C values, 16 binned values out of total of 99 C values

C1	C2	C3	C4	C5	C6	C7	C8	C9	C10	C11	C12	C13	C14	C15	C16
0.0	0.0	0.0	0.0	0.0	0.0	0.0	0.0	0.0	0.0	0.0	0.0	0.0	0.0	0.0	0.0

CQS Q values

Q1	Q2	Q3	Q4	Q5	Q6	Q7	Q8	Q9	Q10	Q11	Q12	Q13	Q14	Q15
0.0	0.0	0.0	0.0	0.0	0.0	0.0	0.0	0.0	0.0	0.0	0.0	0.0	0.0	0.0

CQS: 0.0



## Color parameters

Color temperature	Color rendering index	Red component	Color fidelity	Color gamut	Color quality scale	Color coordinate cie 1931	Color coordinate cie 1931	Color coordinate	Color coordinate	Color deviation from black body
CCT	CRI	CRI R9	TM30 Rf	TM30 Rg	CQS	x	y	u	v	Δuv
0 K	0.0	0.0	0.0	0.0	0.0	0.156	0.740	0.054	0.384	n/a

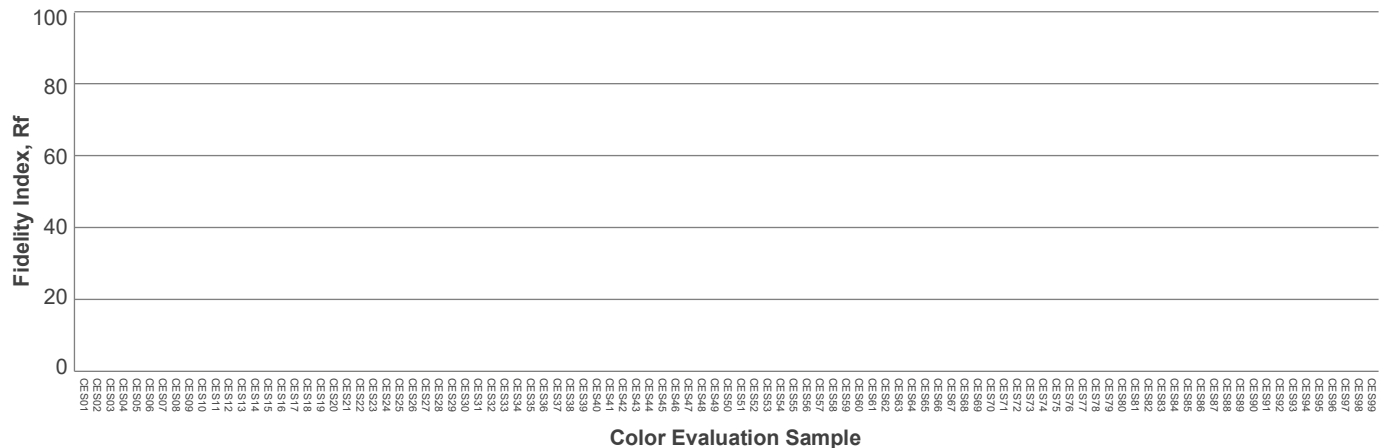

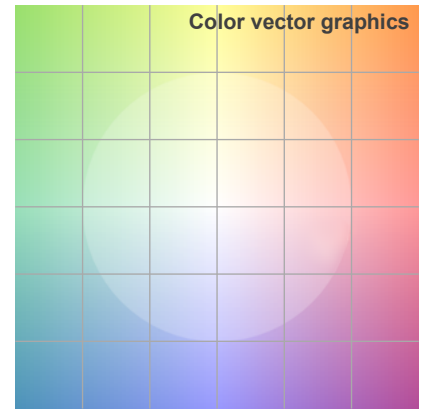
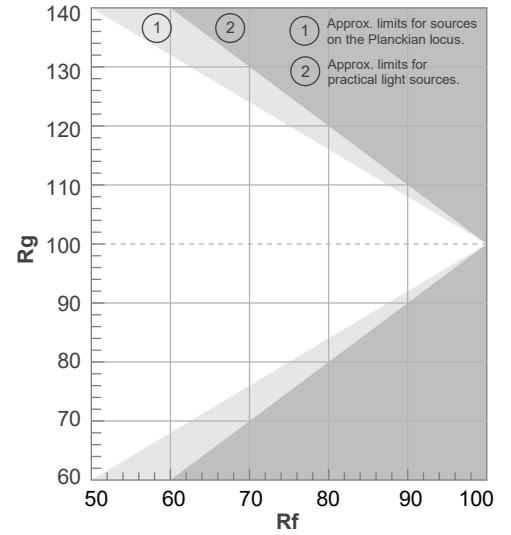
**Rf 0.0**

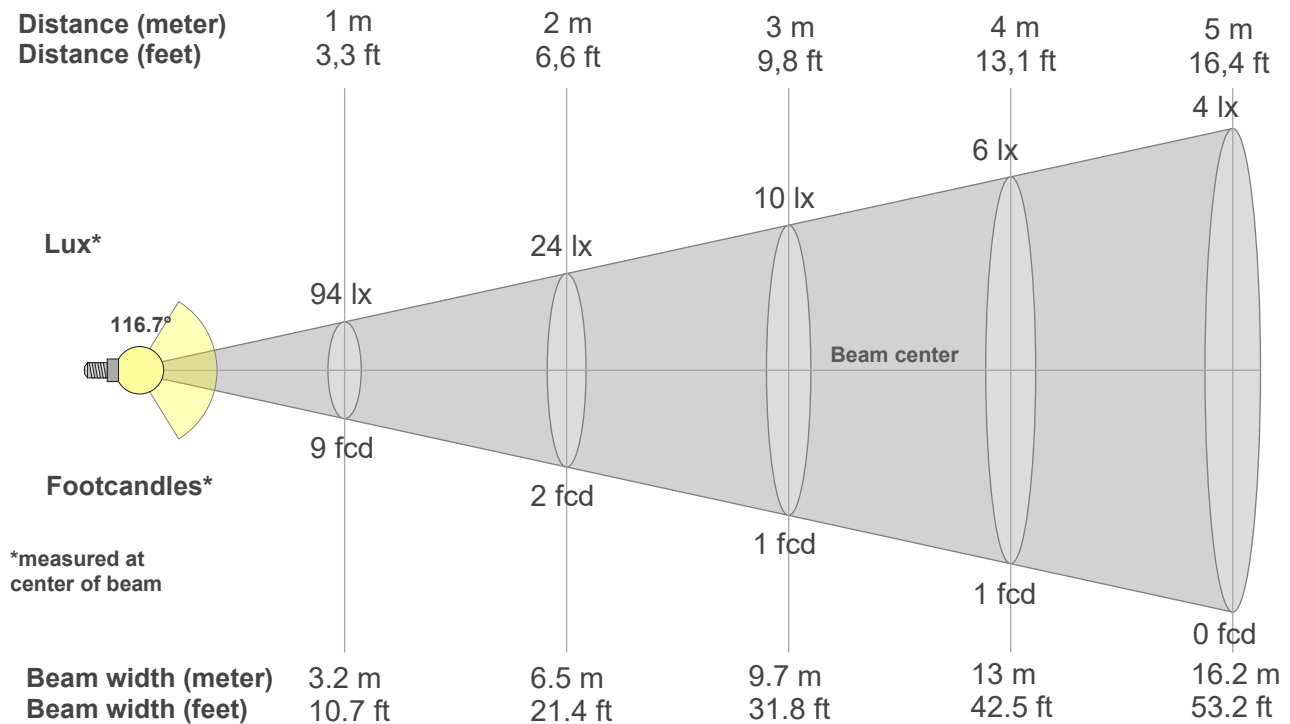
Fidelity index Rf

**Rg 0.0**

Gamut index Rg

Hue Bin	R <sub>f</sub>	Shifts (%)	
		Chroma	Hue
1	0	0%	0%
2	0	0%	0%
3	0	0%	0%
4	0	0%	0%
5	0	0%	0%
6	0	0%	0%
7	0	0%	0%
8	0	0%	0%
9	0	0%	0%
10	0	0%	0%
11	0	0%	0%
12	0	0%	0%
13	0	0%	0%
14	0	0%	0%
15	0	0%	0%
16	0	0%	0%





## Beam intensities from 1-20m

1m	2m	3m	4m	5m	6m	7m	8m	9m	10m	11m	12m	13m	14m	15m	16m	17m	18m	19m	20m
3.3ft	6.6ft	9.8ft	13.1ft	16.4ft	19.7ft	23ft	26.2ft	29.5ft	32.8ft	36.1ft	39.4ft	42.7ft	45.9ft	49.2ft	52.5ft	55.8ft	59.1ft	62.3ft	65.6ft
94lx	24lx	10lx	6lx	4lx	3lx	2lx	1lx	1lx	1lx	1lx	1lx	1lx	0lx	0lx	0lx	0lx	0lx	0lx	0lx
8.8fcd	2.2fcd	1fcd	0.5fcd	0.4fcd	0.2fcd	0.2fcd	0.1fcd	0.1fcd	0.1fcd	0.1fcd	0.1fcd	0.1fcd	0fcd	0fcd	0fcd	0fcd	0fcd	0fcd	0fcd

## Intensities in 0° c-plane

0°	5°	10°	15°	20°	25°	30°	35°	40°	45°	50°	55°	60°	65°	70°	75°	80°	85°	90°	95°
94.5	94.1	92.9	90.9	87.9	84.5	80.4	75.5	70.2	64.3	58.0	51.5	44.7	37.8	30.9	24.1	17.6	11.8	7.1	3.8
100%	100%	98%	96%	93%	89%	85%	80%	74%	68%	61%	55%	47%	40%	33%	26%	19%	12%	7%	4%

## Intensities in 90° c-plane

0°	5°	10°	15°	20°	25°	30°	35°	40°	45°	50°	55°	60°	65°	70°	75°	80°	85°	90°	95°
94.5	94.0	92.8	90.9	88.2	84.8	80.8	76.1	70.8	65.1	58.7	52.0	45.0	37.8	30.4	23.1	15.8	8.5	2.8	0.5
100%	100%	98%	96%	93%	90%	86%	81%	75%	69%	62%	55%	48%	40%	32%	24%	17%	9%	3%	1%

## Intensities in 180° c-plane

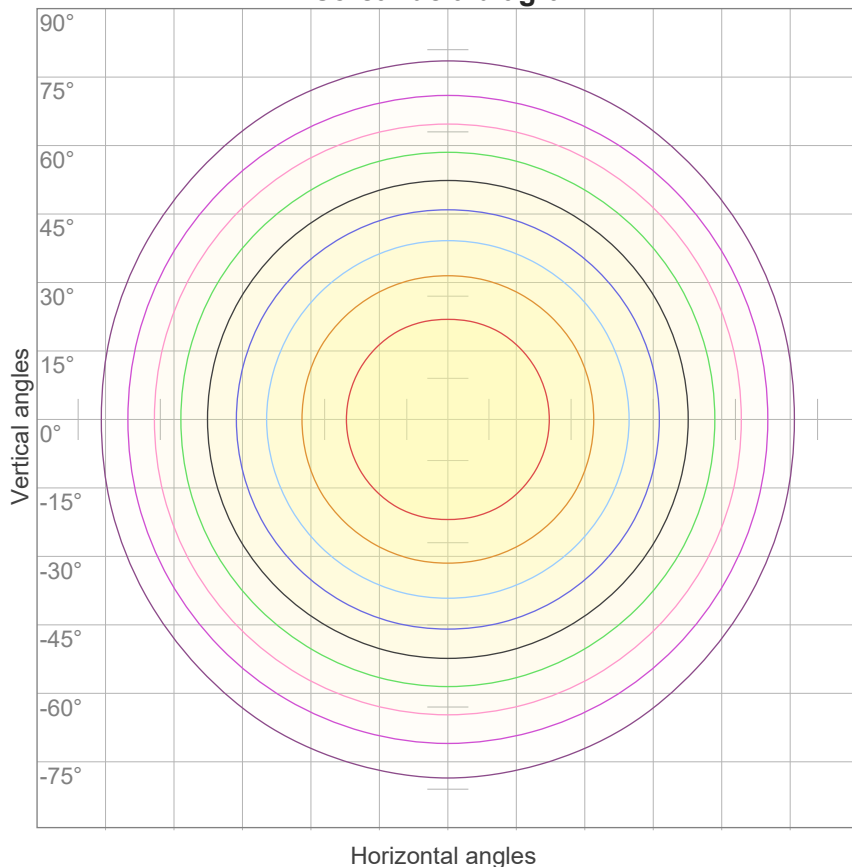
0°	5°	10°	15°	20°	25°	30°	35°	40°	45°	50°	55°	60°	65°	70°	75°	80°	85°	90°	95°
94.5	94.1	92.9	90.9	87.9	84.5	80.4	75.5	70.2	64.3	58.0	51.5	44.7	37.8	30.9	24.1	17.6	11.8	7.1	3.8
100%	100%	98%	96%	93%	89%	85%	80%	74%	68%	61%	55%	47%	40%	33%	26%	19%	12%	7%	4%

## Intensities in 270° c-plane

0°	5°	10°	15°	20°	25°	30°	35°	40°	45°	50°	55°	60°	65°	70°	75°	80°	85°	90°	95°
94.5	94.0	92.8	90.9	88.2	84.8	80.8	76.1	70.8	65.1	58.7	52.0	45.0	37.8	30.4	23.1	15.8	8.5	2.8	0.5
100%	100%	98%	96%	93%	90%	86%	81%	75%	69%	62%	55%	48%	40%	32%	24%	17%	9%	3%	1%

Beam angle 50%	Field angle 10%	Cutoff angle 2,5%	Intensity ratio in 120° cone	Intensity ratio in 90° cone
116.7°	171.7°	190°	73.3%	49.3%

**iso-candela diagram**



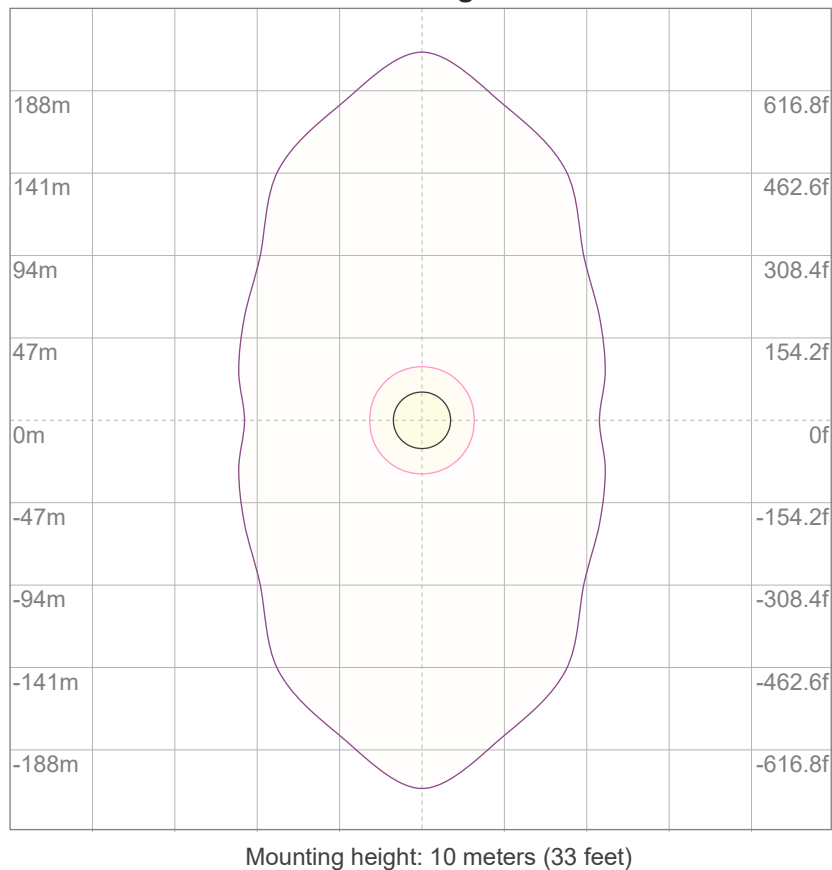
10%	9 cd
20%	19 cd
30%	28 cd
40%	38 cd
50%	47 cd
60%	57 cd
70%	66 cd
80%	76 cd
90%	85 cd

Conditions:

Number of c-planes: 12

Candela at center: 94 cd

**iso-lux diagram**



3%	28.3m lx
5%	47.2m lx
10%	94.5m lx
30%	0.283 lx
50%	0.472 lx

Conditions:

Number of c-planes: 12

Lux at center: 0.945 lx

*Lux distribution on a surface  
when lamp is mounted at 10  
meters from the surface.*

**Glare evaluation according to UGR**

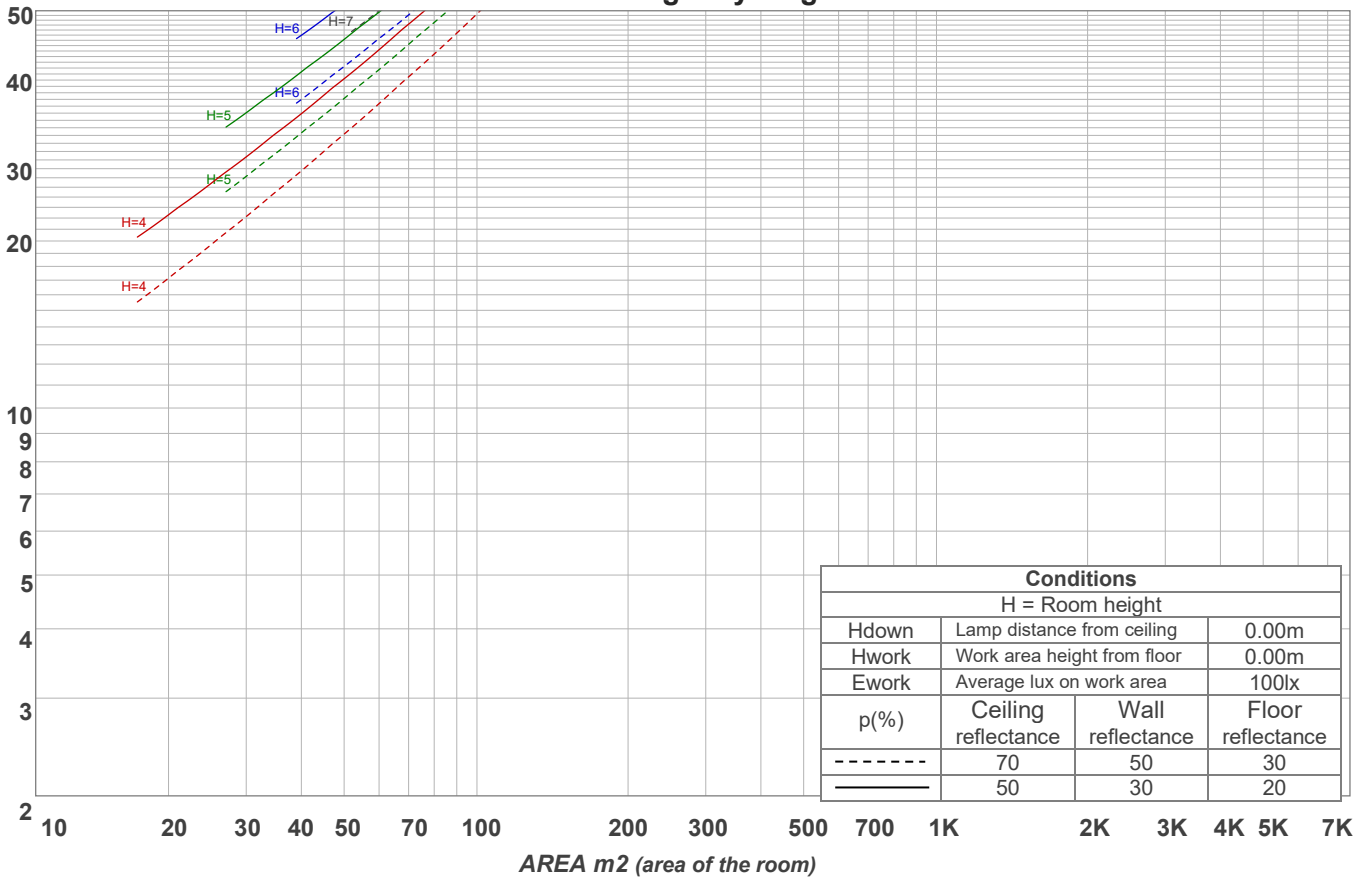
p Ceiling		70	70	50	50	30	70	70	50	50	30
p Walls		50	30	50	30	30	50	30	50	30	30
p Floor		20	20	20	20	20	20	20	20	20	20
Room size X      Y		Viewing direction at right angles to lamp axis					Viewing direction parallel to lamp axis				
2H	2H	19.6	20.8	19.9	21.2	21.4	21.3	22.6	21.6	22.9	23.2
	3H	20.8	22.1	21.2	22.4	22.7	23.0	24.3	23.4	24.6	24.8
	4H	21.3	22.6	21.8	22.9	23.2	23.8	25.0	24.2	25.3	25.6
	6H	21.8	22.9	22.1	23.2	23.6	24.5	25.6	24.8	25.9	26.3
	8H	21.9	23.0	22.3	23.3	23.8	24.7	25.8	25.1	26.1	26.6
	12H	22.0	23.0	22.4	23.4	23.9	24.9	26.0	25.3	26.3	26.8
4H	2H	20.2	21.5	20.7	21.8	22.1	21.6	22.9	22.0	23.2	23.5
	3H	21.8	22.8	22.2	23.2	23.6	23.6	24.6	24.0	25.0	25.4
	4H	22.3	23.3	22.8	23.7	24.3	24.4	25.3	24.8	25.8	26.3
	6H	22.8	23.7	23.3	24.1	24.5	25.1	26.0	25.7	26.4	26.8
	8H	23.0	23.8	23.5	24.2	24.7	25.4	26.3	26.0	26.7	27.1
	12H	23.1	23.8	23.7	24.3	24.8	25.7	26.4	26.2	26.8	27.4
8H	4H	22.6	23.5	23.2	23.9	24.3	24.5	25.3	25.0	25.7	26.1
	6H	23.3	23.9	23.8	24.4	25.0	25.4	26.0	25.9	26.5	27.1
	8H	23.6	24.1	24.1	24.7	25.4	25.8	26.3	26.3	26.9	27.6
	12H	23.8	24.3	24.4	24.8	25.5	26.1	26.6	26.7	27.1	27.8
12H	4H	22.7	23.4	23.2	23.8	24.3	24.5	25.2	25.0	25.6	26.1
	6H	23.4	24.0	23.9	24.5	25.2	25.4	26.0	26.0	26.5	27.2
	8H	23.7	24.2	24.3	24.7	25.3	25.8	26.3	26.4	26.8	27.5
Variation of the observer position for the luminaire distance S											
S = 1.0H		0.1 / -0.1					0.1 / -0.1				
S = 1.5H		0.2 / -0.3					0.3 / -0.4				
S = 2.0H		0.4 / -0.6					0.8 / -0.8				
CIE 117-1995. Corrected glare indices referring to 296 lm total luminous flux											

## Coefficients of Utilization

Ceiling reflectance	80				70				50			30			10			0
Wall reflectance	70	50	30	10	70	50	30	10	50	30	10	50	30	10	50	30	10	0
Floor reflectance	20	20	20	20	20	20	20	20	20	20	20	20	20	20	20	20	20	0
RCR	(RCR: Room Cavity Ratio) Room Values are expressed as percentage of Lumens delivered to the task surface																	
0	119	119	119	119	116	116	116	116	110	110	110	105	105	105	100	100	100	98
1	107	102	97	93	104	99	95	91	95	91	88	91	88	85	87	84	82	80
2	97	88	81	75	94	86	79	74	82	77	72	79	74	70	75	71	68	66
3	88	77	68	62	85	75	67	61	72	65	60	69	63	58	66	61	57	55
4	81	68	59	52	78	67	58	51	64	56	50	61	55	50	59	53	49	46
5	74	61	51	44	72	59	51	44	57	49	43	55	48	43	53	47	42	40
6	68	54	45	39	66	53	45	38	51	44	38	50	43	37	48	42	37	35
7	63	49	40	34	61	48	40	34	47	39	33	45	38	33	44	37	33	31
8	59	45	36	30	57	44	36	30	43	35	30	41	34	30	40	34	29	27
9	55	41	33	27	53	41	33	27	39	32	27	38	31	27	37	31	26	24
10	51	38	30	25	50	37	30	24	36	29	24	35	29	24	34	28	24	22

LAMPS (number of lamps)

## Luminaire budgetary diagram



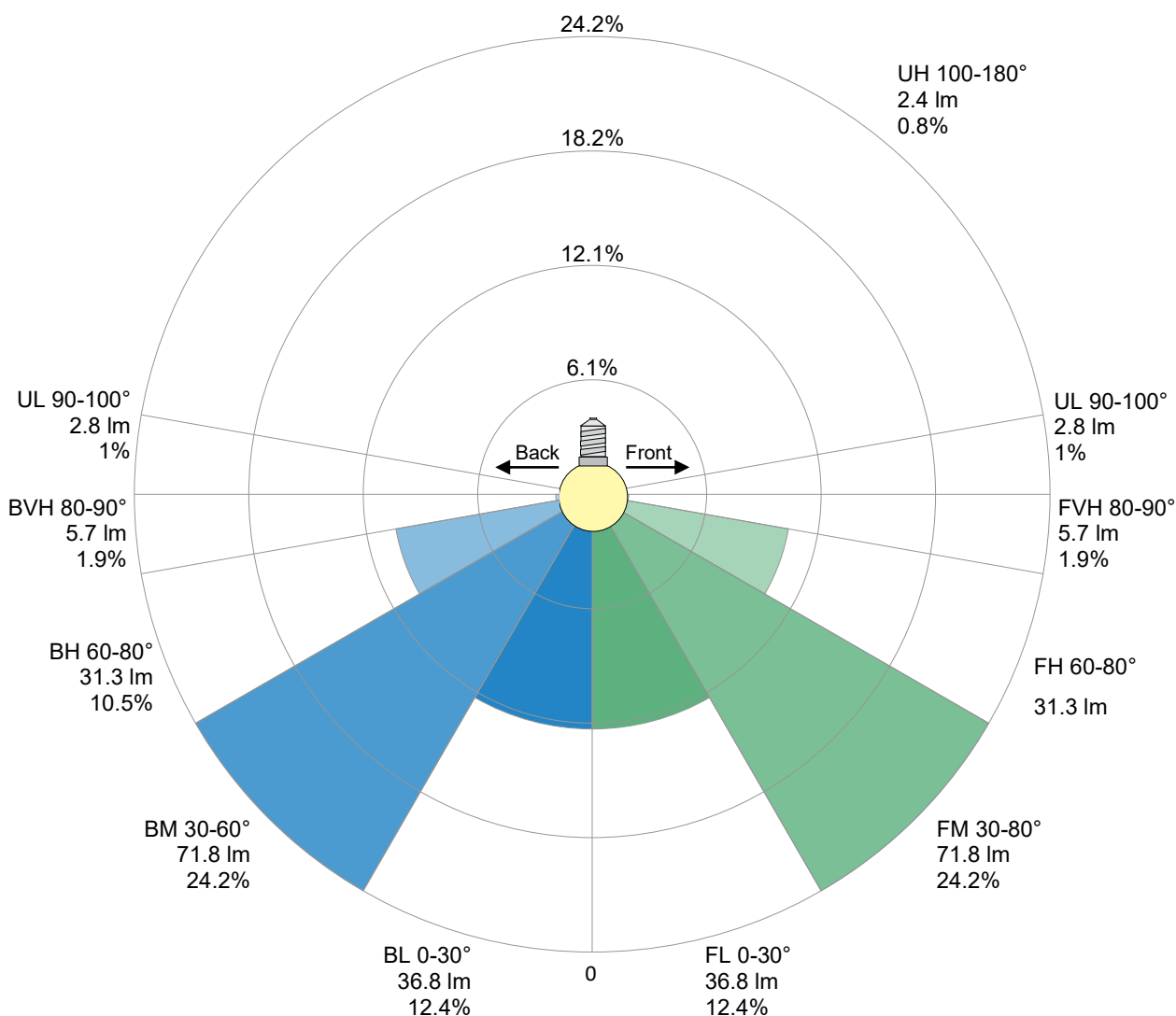
## Zonal Lumen Summary

0°-10°	10°-20°	20°-30°	30°-40°	40°-50°	50°-60°	60°-70°	70°-80°	80°-90°
8.94 lm	25.7 lm	39.1 lm	47.5 lm	49.9 lm	46.3 lm	37.5 lm	25.0 lm	11.4 lm
90°-100°	100°-110°	110°-120°	120°-130°	130°-140°	140°-150°	150°-160°	160°-170°	170°-180°
2.78 lm	0.811 lm	0.511 lm	0.345 lm	0.234 lm	0.186 lm	0.142 lm	0.091 lm	0.032 lm

LCS table

BUG rating:	B0 U1 G0	
Forward light	Lumens	Lumens %
Low(0-30):	36.8	12.4%
Medium(30-60):	71.8	24.2%
High(60-80):	31.3	10.5%
Very high(80-90):	5.7	1.9%
Back light		
Low(0-30):	36.8	12.4%
Medium(30-60):	71.8	24.2%
High(60-80):	31.3	10.5%
Very high(80-90):	5.7	1.9%
Uplight		
Low(90-100):	2.8	1%
High(100-180):	2.4	0.8%

LCS graph





**Flicker curve (complete sampled flicker signal)**



**Flicker frame (frame of one flicker period)**



**Flicker FFT (frequency scope of flicker curve)**



**Flicker results:**

Flicker frequency:		n/a Hz	
Flicker index:	n/a	JA8/10 40Hz	n/a %
Flicker percentage:	n/a %	JA8/10 90Hz	n/a %
SVM: (Visual flicker)	n/a	JA8/10 200Hz	n/a %
PstLM	n/a	JA8/10 400Hz	n/a %
Mp	n/a	JA8/10 1000Hz	n/a %

**Flicker conditions:**

Sample rate:	n/a samples/second
--------------	--------------------