



Date _____ Project _____



Notes _____

NEON APEX DUAL PRO

The Neon Apex Dual Pro is a unique flexible polyurethane LED neon fixture that offers both top-bending and side-bending capabilities. Create stunning neon lines that curve around difficult shapes with incredible protection from the elements! Available in 7 Static White CCTs, Variable White and color changing RGBW, Neon Apex Dual Pro is rated IP69 for dry, damp and wet locations.

- Top-bending AND side-bending LED neon
- Static White (2200K, 2400K, 2700K, 3000K, 3500K, 4000K, 6000K)
3.8 W/ft (12.5 W/m), 44 lm/W
169 lm/ft (554.1 lm/m) at 3000K
2.18 in. (55.55 mm) increments
24 ft 7.27 in. (7.5 m) max. run length
- Variable White (2400K-6000K)
3.8 W/ft (12.5 W/m), 41 lm/W
159 lm/ft (521.9 lm/m) all on
2.18 in. (55.55 mm) increments
16 ft 4.8 in. (5 m) max. run length
- RGBW (2700K, 3000K, 4000K)
4.1 W/ft (13.4 W/m), 37 lm/W
151 lm/ft (494.5 lm/m) all on
2.81 in. (71.43 mm) increments
16 ft 4.8 in. (5 m) max. run length
- Top bend radius: 3.94 in. (100 mm)
- Side bend radius: 9.84 in. (250 mm)
- 115° beam angle

All-in-1 end cap design
for side, bottom or end feed



ORDERING GUIDE

Category	Wattage & Color		
NLADP			
NLADP - Neon Apex Dual Pro	3.822 - 3.8 W/ft (12.5 W/m) 2200K	3.835 - 3.8 W/ft (12.5 W/m) 3500K	3.8VW - 3.8 W/ft (12.5 W/m) Variable White (2400K-6000K)
	3.824 - 3.8 W/ft (12.5 W/m) 2400K	3.840 - 3.8 W/ft (12.5 W/m) 4000K	4.1RGB27 - 4.1 W/ft (13.4 W/m) RGB+White (2700K)
	3.827 - 3.8 W/ft (12.5 W/m) 2700K	3.860 - 3.8 W/ft (12.5 W/m) 6000K	4.1RGB30 - 4.1 W/ft (13.4 W/m) RGB+White (3000K)
	3.830 - 3.8 W/ft (12.5 W/m) 3000K		4.1RGB40 - 4.1 W/ft (13.4 W/m) RGB+White (4000K)

Mounting

Mounting Clips
Recommended for curved applications with 6 in. (150 mm) center-to-center spacing
(Part #: NLADPCLIP)



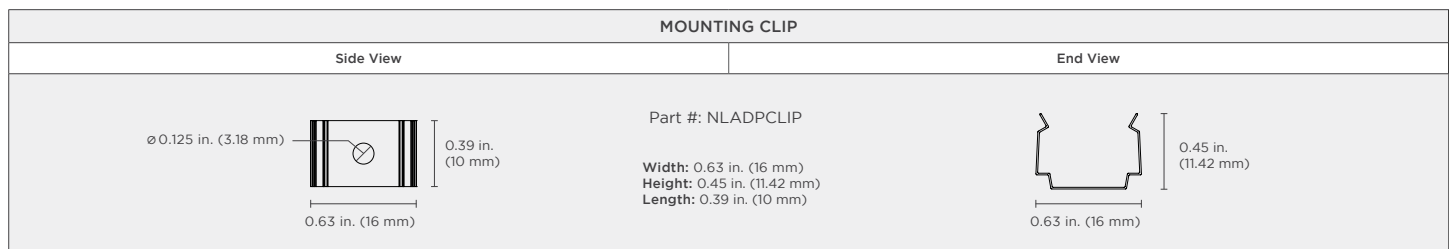
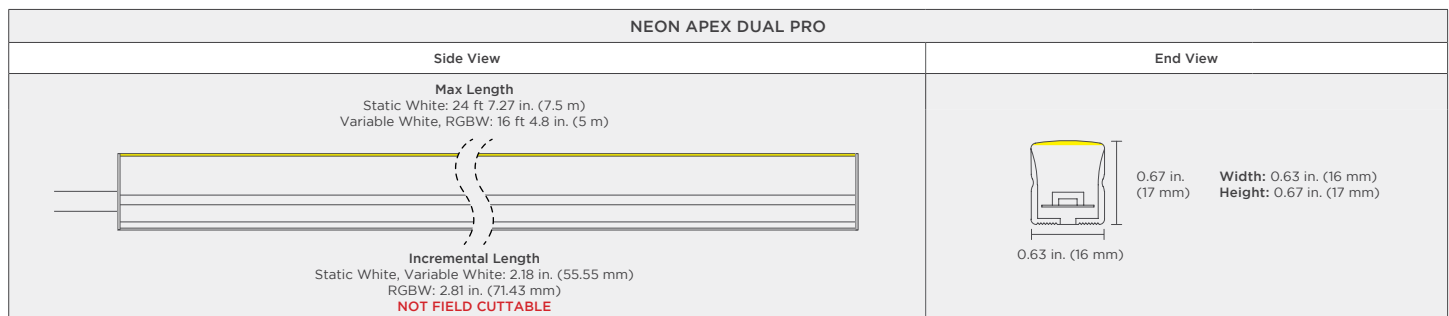
AVAILABLE COLORS AND COLOR TEMPERATURES



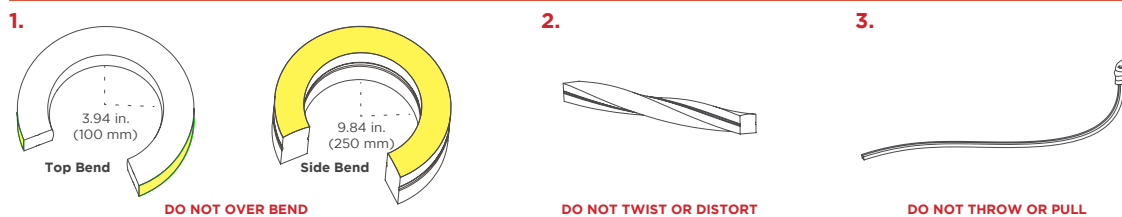
SPECIFICATIONS

SPECIFICATIONS	NEON APEX DUAL PRO
Operating Voltage	24 VDC
Power Consumption	Static White, Variable White: 3.8 W/ft (12.5 W/m), RGBW: 4.1 W/ft (13.4 W/m)
Protection Rating	IP69
Beam Angle	115°
LED Pitch	29 LEDs/ft (96 LEDs/m)
Dimming	ELV / MLV / 0-10 Volt / DMX
Operating Temperature	-4° F to 140° F (-20° C to 60° C)
Color Temperatures / Colors	2200K, 2400K, 2700K, 3000K, 3500K, 4000K, 6000K, Variable White (2400K-6000K), RGBW (2700K, 3000K, 4000K)
Lamp Life	50,000 Hours
Max Length	Static White: 24 ft 7.27 in. (7.5 m), Variable White, RGBW: 16 ft 4.8 in. (5 m)
Incremental Length	Static White, Variable White: 2.18 in. (55.55 mm) RGBW: 2.81 in. (71.43 mm) NOT FIELD CUTTABLE
Power Cable Length	Standard: 12 in (304.8 mm) / Custom: up to 20 ft (6 m)
UV Resistant	UV tested in accordance with ISO 4892-3 with no visible change on the appearance of the sample
Minimum Bend Radius	Top bend radius: 3.94 in. (100 mm), Side bend radius: 9.84 in. (250 mm)
CRI (white)	90+ CRI
Lumens	3.8 Static White 3000K: 169 lm/ft (554.1 lm/m), 44 lm/W
	3.8 Variable White Cool White: 89 lm/ft (291.5 lm/m), 45 lm/W / Warm White: 71 lm/ft (232.9 lm/m), 36 lm/W All On: 159 lm/ft (521.9 lm/m), 41 lm/W
	4.1 RGBW Red: 24 lm/ft (80.2 lm/m), 24 lm/W / Green: 68 lm/ft (223.2 lm/m), 66 lm/W Blue: 12 lm/ft (39.4 lm/m), 12 lm/W / White: 48 lm/ft (157.7 lm/m), 47 lm/W All On: 151 lm/ft (494.5 lm/m), 37 lm/W

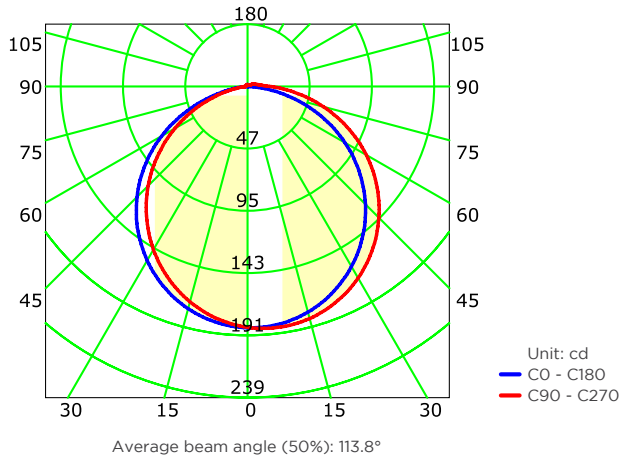
DIMENSIONS/DIAGRAMS



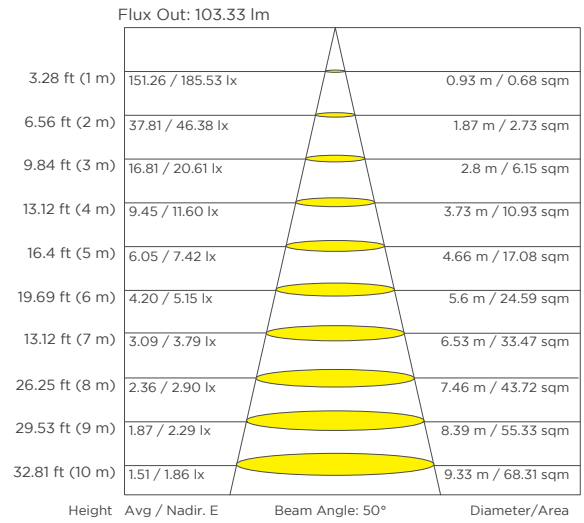
WARNINGS



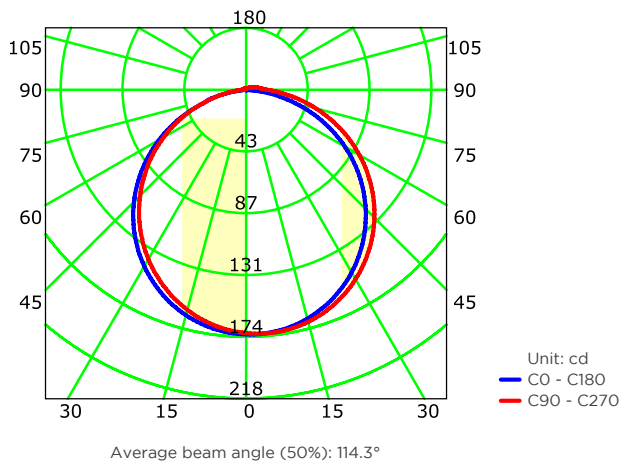
LUMINOUS INTENSITY DISTRIBUTION - STATIC WHITE (3000K)



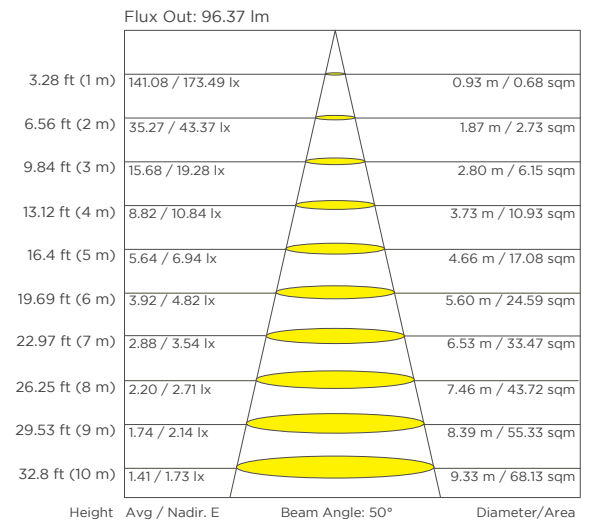
LUX - STATIC WHITE (3000K)



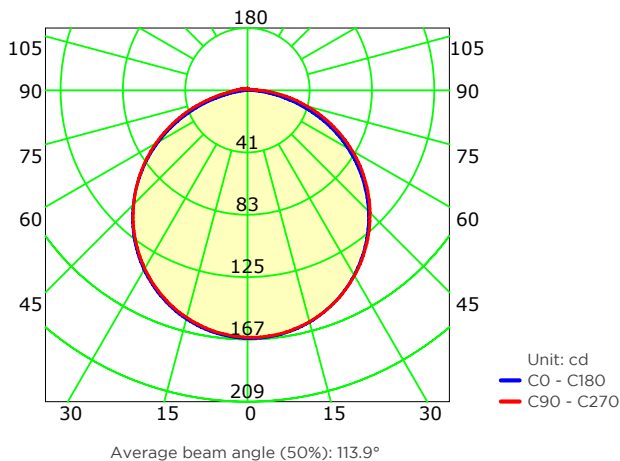
LUMINOUS INTENSITY DISTRIBUTION - VARIABLE WHITE



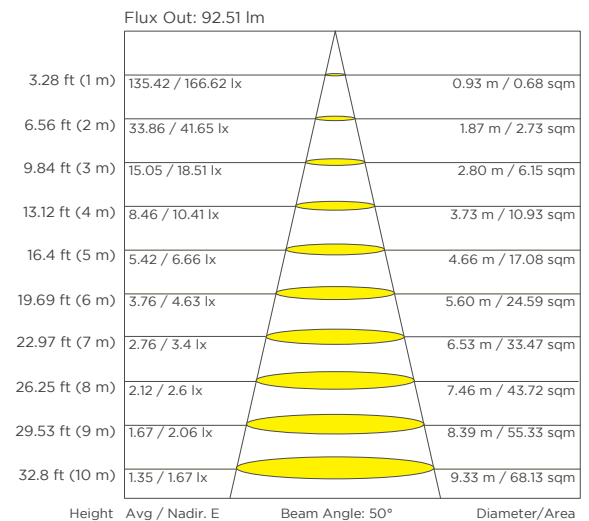
LUX - VARIABLE WHITE



LUMINOUS INTENSITY DISTRIBUTION - RGBW (3000K)



LUX - RGBW (3000K) ALL LEDs ON

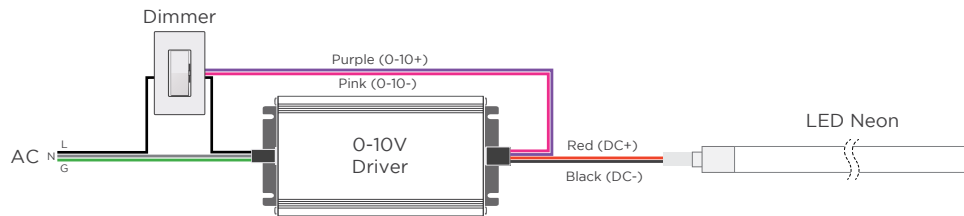


USAGE GUIDELINES / WIRING DIAGRAMS

- Neon Apex Dual Pro cannot be cut in the field. All custom cuts and connections for these models must be performed at the factory to ensure waterproofing standards are met. Any modification of the waterproofing will result in a voided warranty.
- When installing this product take into account the surface temperature of the material this product is mounted to. Many building surfaces which are exposed to direct sunlight exceed the 140 °F/60 °C maximum that our product is rated for. High-risk locations like this should be avoided.
- This product is not intended to be submerged in pools and fountains and does not carry UL 676 certification to do so.
- This product is not intended to be submerged in pools and fountains and does not carry UL 676 certification to do so. Available for download at: www.AcolyteLED.com
- Compatible with a wide variety of control products including the entire line of Lutron dimming systems.
- For use with Acolyte drivers, triac dimming modules, and 0-10 modules.
- Use with non-Acolyte triac, MLV or ELV drivers is not supported or warrantied
- Due to the cuttable points inside, this product's cuttable lengths are generally longer or shorter than the customer requested length. Unless specified, this product is factory cut at the shorter cuttable point
- This product can be used in wet, outdoor locations around swimming pools and spa tubs, but not submerged in swimming pools and spa tubs.
- We reserve the right to make changes to product lineup, specifications, design and finishes at any time without notice.

Acolyte does not warrant or represent that the information is free from errors or omission. The information may change without notice and Acolyte is not in any way liable for the accuracy of any information printed and stored or in any way interpreted or used.

0-10V

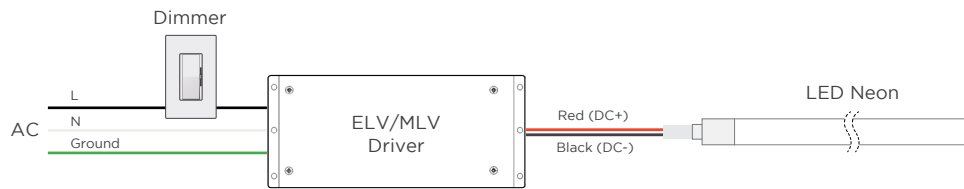


WIRE COLORS PER RIBBONLYTE COLOR

STATIC WHITE
Red Wire (+) Positive
Black Wire (-) Negative

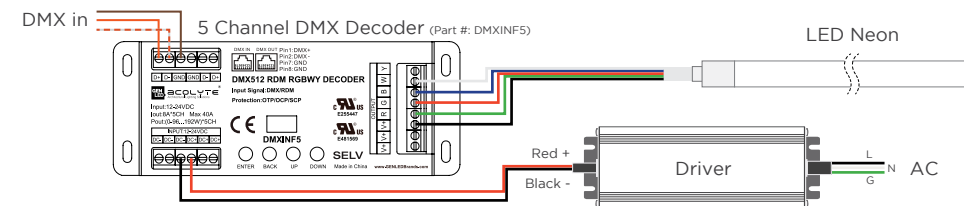
RGBW
Black Wire (+) Positive
Red Wire (-) goes to Red Channel
Green Wire (-) goes to Green Channel
Blue Wire (-) goes to Blue Channel
White Wire (-) goes to White Channel

MLV / ELV

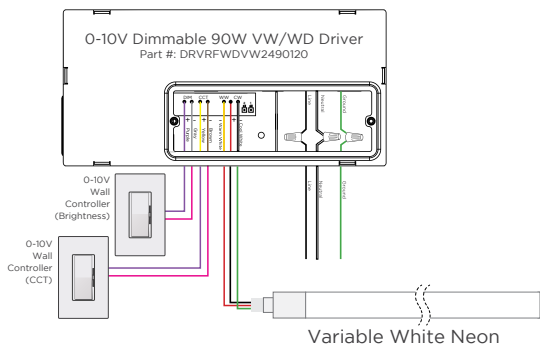


VARIABLE WHITE
Black Wire (+) Positive
Red Wire (-) goes to Warm White Channel
White Wire (-) goes to Cool White Channel

DMX



2-CHANNEL VARIABLE WHITE DIMMING



VARIABLE WHITE - DMX WIRING DIAGRAM

