



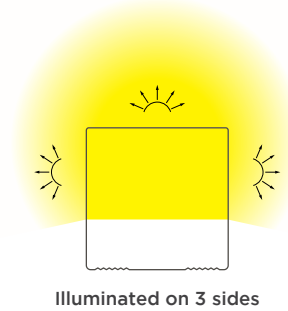
Date _____ Project _____

Notes _____

NEON APEX 3D

Neon Apex 3D is a square-faced, top bending neon illuminated on three sides for maximum visibility! This smooth, waterproof silicone fixture gives LEDs the classic glow of fine neon lines in a modern shape. Available in Static White, Variable White, Warm Dim, RGBW and Pixel RGBW options, our 0.65x0.65 in. (16.5x16.5 mm) Neon Apex 3D is designed to brave the elements in all types of facade installations.

- Top-bending design with IP67 rating
- 172° beam angle
- Static White (2400K, 2700K, 3000K, 3500K, 4000K)
5.3 W/ft (17.28 W/m)
32 ft 9.7 in. (10 m) max. run length
- Variable White (2400K-6000K)
4.4 W/ft (14.4 W/m)
32 ft 9.7 in. (10 m) max. run length
- Warm Dim (1800K-3000K)
4.4 W/ft (14.4 W/m)
32 ft 9.7 in. (10 m) max. run length
- RGBW (4000K)
5.9 W/ft (19.2 W/m)
16 ft 4.85 in. (5 m) max. run length
- Pixel RGBW (3000K)
4.2 W/ft (13.78 W/m)
16 ft 4.85 in. (5 m) max. run length
5.62 in. (142.85 mm) pixel lengths



AVAILABLE COLORS AND COLOR TEMPERATURES



ORDERING GUIDE

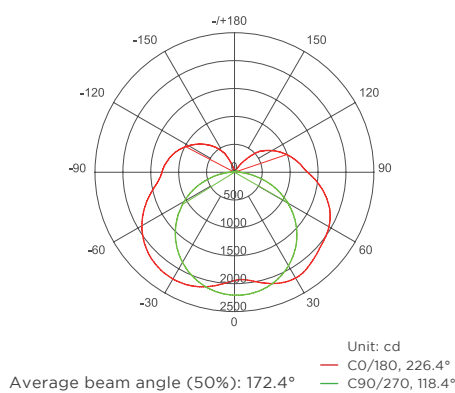
Category	Wattage & Color	Power Feed Direction
NLA3D		
NLA3D - Neon Apex 3D	5.324 - 5.3 W/ft (17.28 W/m) 2400K 5.327 - 5.3 W/ft (17.28 W/m) 2700K 5.330 - 5.3 W/ft (17.28 W/m) 3000K 5.335 - 5.3 W/ft (17.28 W/m) 3500K 5.340 - 5.3 W/ft (17.28 W/m) 4000K	E - End Feed B - Bottom Feed S - Side Feed
	4.4VW - 4.4 W/ft (14.4 W/m) Variable White (2400K-6000K) 4.4WD - 4.4 W/ft (14.4 W/m) Warm Dim (1800K-3000K) 5.9RGB40 - 5.9 W/ft (19.2 W/m) RGBW (4000K) 4.2RGB30ADD - 4.2 W/ft (13.78 W/m) Pixel RGBW (3000K)	

MOUNTING ACCESSORY

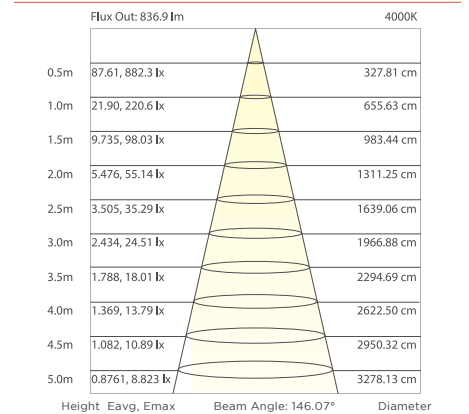
Clear Mounting Clip (plastic)
Recommended for curved applications with 6 in. (150 mm) center-to-center spacing (Part #: NLA3DCLIP)

Mounting Channel (aluminum)
Recommended for straight applications (Part #: NLA3DCHANNEL)

LUMINOUS INTENSITY DISTRIBUTION CURVE



AVERAGE ILLUMINANCE EFFECTIVE FIGURE




SPECIFICATIONS

SPECIFICATIONS		NEON APEX 3D							
Operating Voltage	24 VDC								
Type	Static White	Variable White			Warm Dim			RGBW	Pixel RGBW
CCTs / Colors	2400K, 2700K, 3000K, 3500K, 4000K	2400K (warm)	6000K (cool)	All On	1800K	3000K	All On	RGB+4000K (all on)	RGB+3000K (all on)
Power Consumption	5.3 W/ft (17.28 W/m)	2.2 W/ft (7.2 W/m)	2.2 W/ft (7.2 W/m)	4.4 W/ft (14.4 W/m)	2.2 W/ft (7.2 W/m)	2.2 W/ft (7.2 W/m)	4.4 W/ft (14.4 W/m)	5.9 W/ft (19.2 W/m)	4.2 W/ft (13.78 W/m)
Lumens	515.24 lm/ft (1690 lm/m) @ 4000K	189.3 lm/ft (621 lm/m)	186.3 lm/ft (611 lm/m)	374.7 lm/ft (1229 lm/m)	123.1 lm/ft (404 lm/m)	196.3 lm/ft (644 lm/m)	317 lm/ft (1040 lm/m)	247.56 lm/ft (812 lm/m) all on	139.33 lm/ft (457 lm/m) all on
Efficacy	97 lm/W @ 4000K	86 lm/W	84 lm/W	85 lm/W	58 lm/W	91 lm/W	74 lm/W	42 lm/W all on	33 lm/W all on
LED Pitch	42 LEDs/ft (140 LEDs/m)	73 LEDs/ft (240 LEDs/m)			73 LEDs/ft (240 LEDs/m)			36 LEDs/ft (120 LEDs/m)	25 LEDs/ft (84 LEDs/m)
Max Length	32 ft 9.7 in. (10 m)	32 ft 9.7 in. (10 m)			32 ft 9.7 in. (10 m)			16 ft 4.85 in. (5 m)	16 ft 4.85 in. (5 m)
Incremental Length (NOT FIELD CUTTABLE)	1.97 in. (50 mm)	1.97 in. (50 mm)			1.97 in. (50 mm)			1.97 in. (50 mm)	5.62 in. (142.85 mm)
Minimum Bend Radius	2.36 in. (60 mm)	2.36 in. (60 mm)			2.36 in. (60 mm)			2.36 in. (60 mm)	2.36 in. (60 mm)
Dimming	ELV / MLV / 0-10 Volt / DMX								
Protection Rating	IP67								
Beam Angle	172°								
Operating Temperature	-4 – 140 °F (-20 – 60 °C)								
Storage Temperature	-4 – 158 °F (-20 – 70 °C)								
Lifetime (L70 reported)	50,000 hours								
Power Cable Length	Standard: 12 in (304.8 mm) / Custom: up to 20 ft (6 m)								
UV Resistant	UV tested in accordance with ISO 4892-3 with no visible change on the appearance of the sample								
CRI (white)	90+ CRI (white LEDs only)								
Warranty	5 years								

WARNINGS


1.



Min. top bending radius
2.36 in. (60 mm)


DO NOT OVER BEND

2.



DO NOT TWIST OR DISTORT

3.



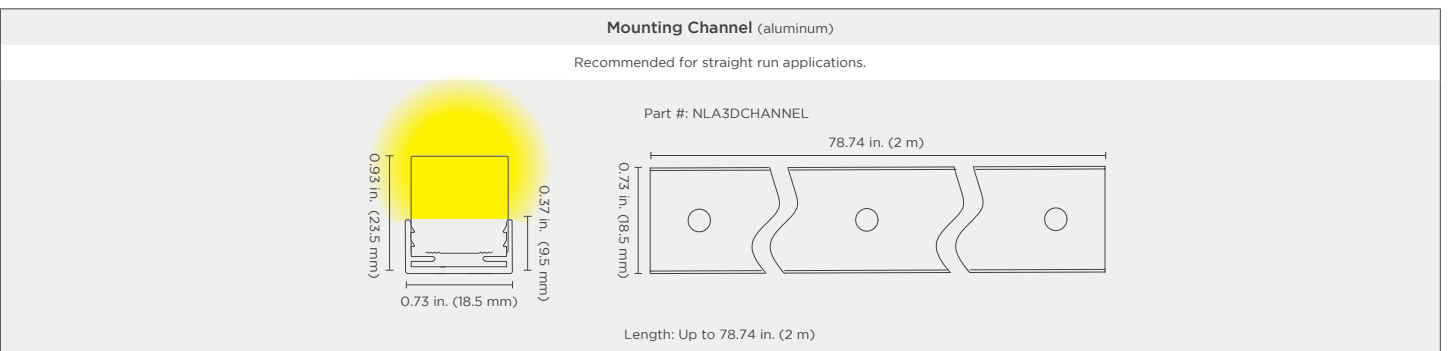
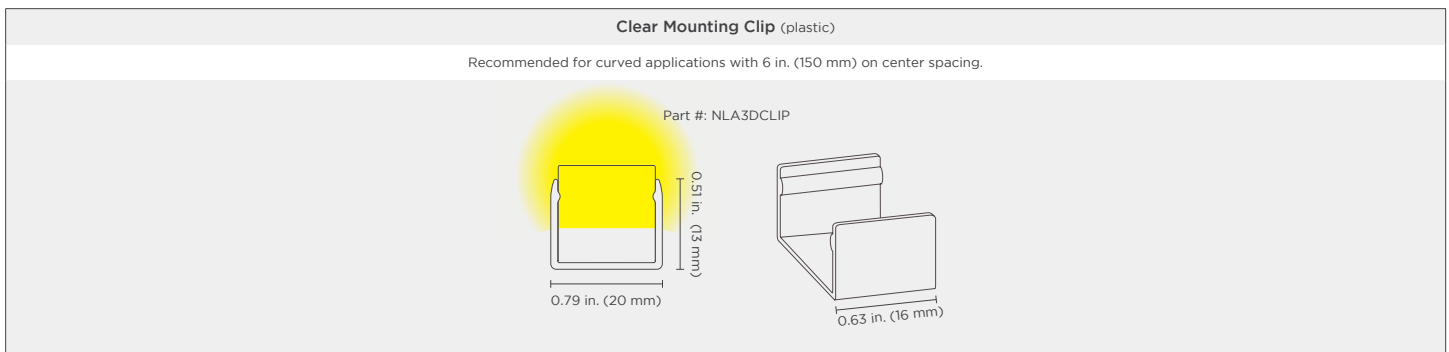
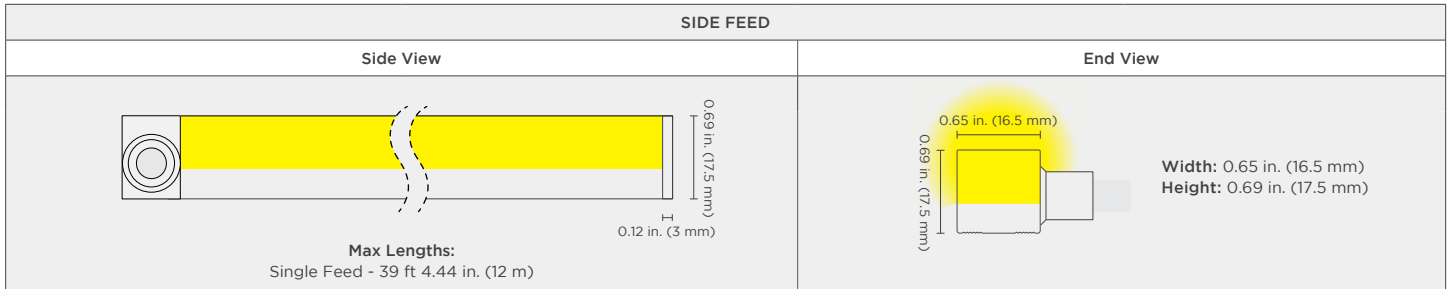
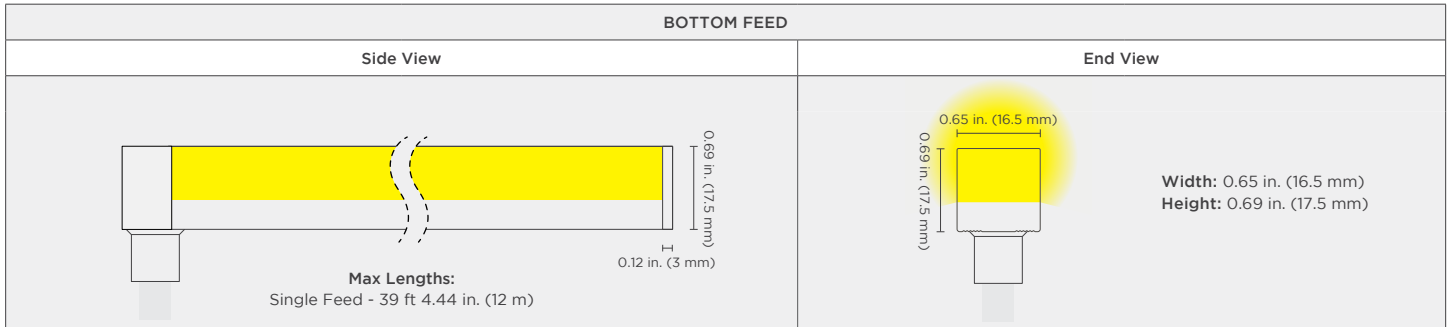
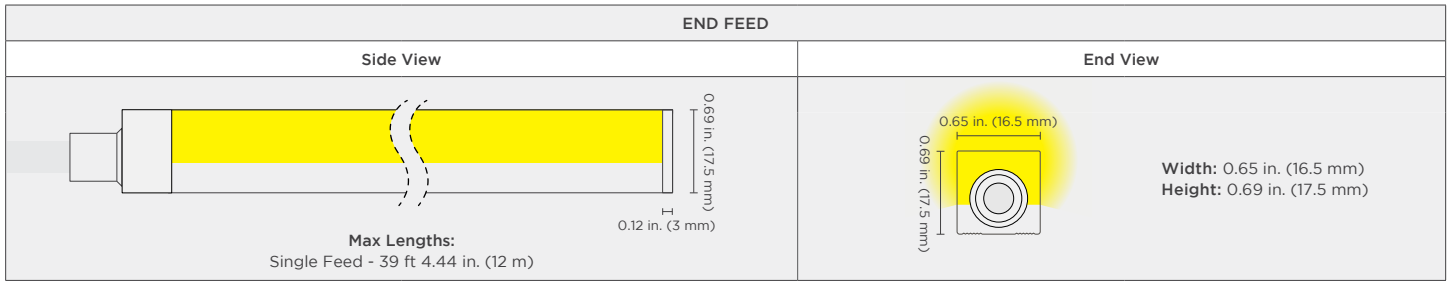
DO NOT THROW OR PULL

USAGE GUIDELINES

- Neon Apex 3D cannot be cut in the field. All custom cuts and connections for these models must be performed at the factory to ensure waterproofing standards are met. Any modification of the waterproofing will result in a void warranty.
- When installing this product, consider the surface temperature of the material where it will be mounted. Many building surfaces which are exposed to direct sunlight exceed the 140 °F (60 °C) maximum for which this product is rated. High-risk locations like this should be avoided.
- This product can be used in wet, outdoor locations, but is not intended to be submerged in pools and fountains and does not carry UL 676 certification for submersion.
- Compatible with a wide variety of controls.
- For use with Acolyte drivers, Triac dimming modules, and 0-10 V modules.
- Use with non-Acolyte Triac, MLV or ELV drivers is not supported or warrantied.
- Due to the cuttable points inside, this product's cuttable lengths are generally longer or shorter than the customer requested length. Unless specified, this product is factory cut at the shorter cuttable point.

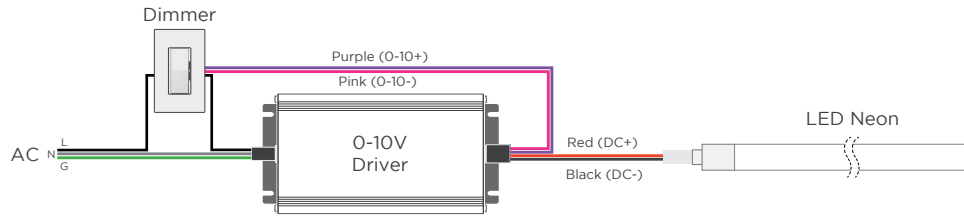
Acolyte does not warrant or represent that this information is free from errors or omission. We reserve the right to make changes to our product lineup, specifications, design and finishes at any time without notice. Acolyte is not in any way liable for the accuracy of any information printed and stored or in any way interpreted or used.

DIMENSIONS / DIAGRAMS

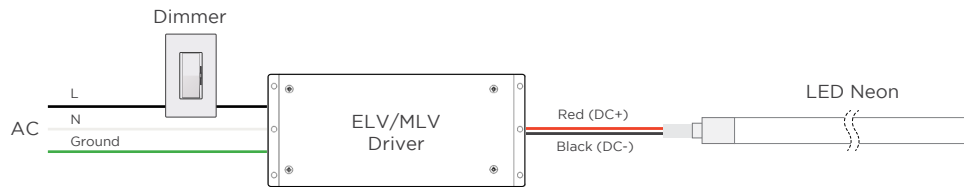


WIRING DIAGRAMS - STATIC WHITE / RGBW

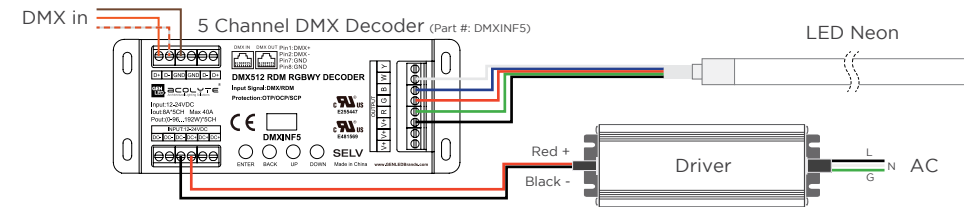
0-10V



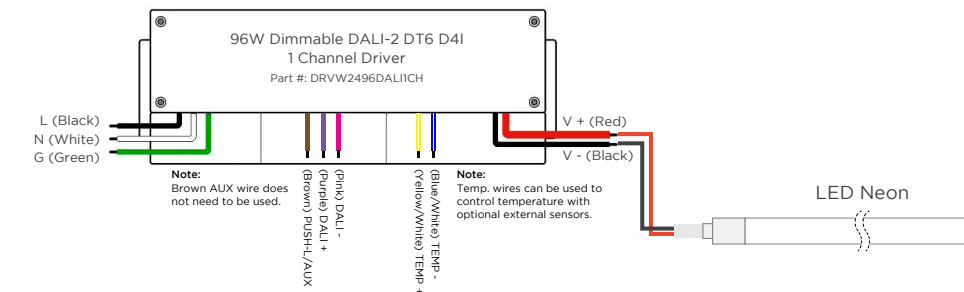
MLV / ELV



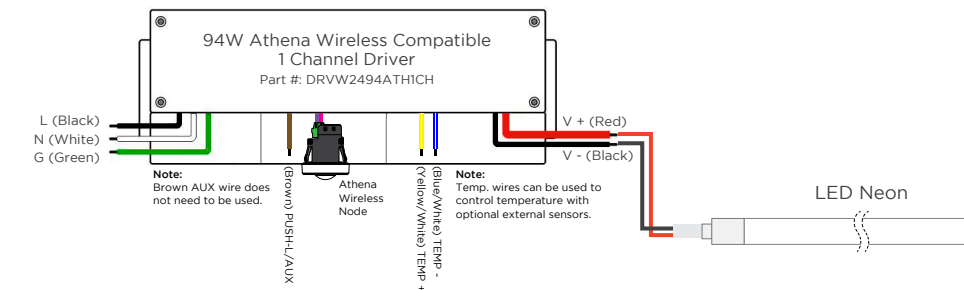
DMX



DALI-2 WIRING WITH STATIC WHITE NEON APEX



STATIC WHITE NEON APEX WIRING WITH ATHENA WIRELESS COMPATIBLE DRIVER



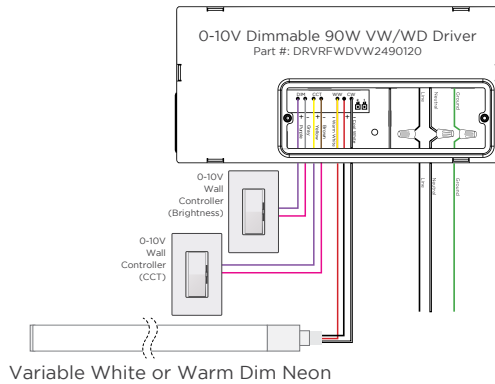
WIRE COLORS PER RIBBONLYTE COLOR

STATIC WHITE
Red Wire (+) Positive
Black Wire (-) Negative

RGBW
Black Wire (+) Positive
Red Wire (-) goes to Red Channel
Green Wire (-) goes to Green Channel
Blue Wire (-) goes to Blue Channel
White Wire (-) goes to White Channel

WIRING DIAGRAMS - VARIABLE WHITE / WARM DIM

2-CHANNEL VARIABLE WHITE & WARM DIM DIMMING

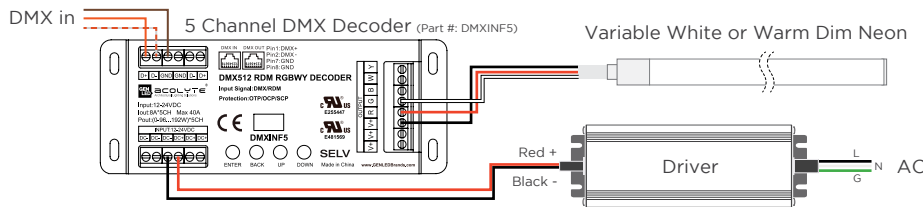


WIRE COLORS

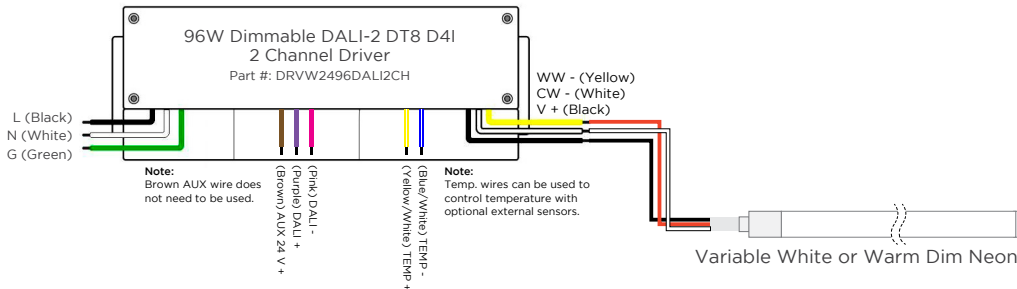
VARIABLE WHITE
Black Wire (+) Positive
Red Wire (-) goes to Warm White Channel
White Wire (-) goes to Cool White Channel

WARM DIM
Black Wire (+) Positive
Red Wire (-) goes to Warm White Channel
White Wire (-) goes to Cool White Channel

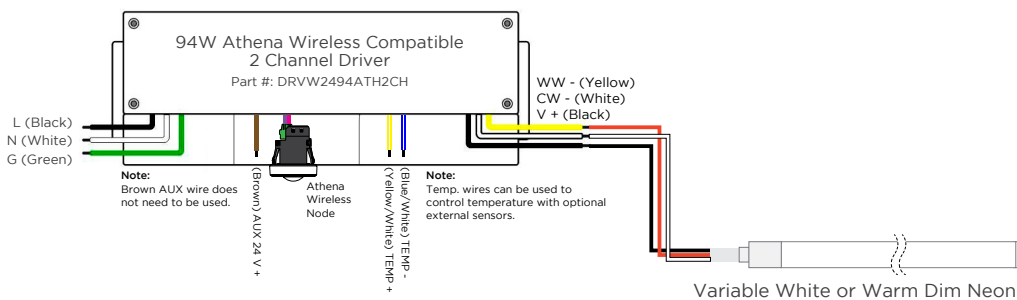
DMX WIRING DIAGRAM - COMPATIBLE WITH VARIABLE WHITE & WARM DIM NEON



DALI-2 WIRING WITH VARIABLE WHITE & WARM DIM NEON



ATHENA WIRELESS COMPATIBLE DRIVER WIRING WITH VARIABLE WHITE & WARM DIM NEON



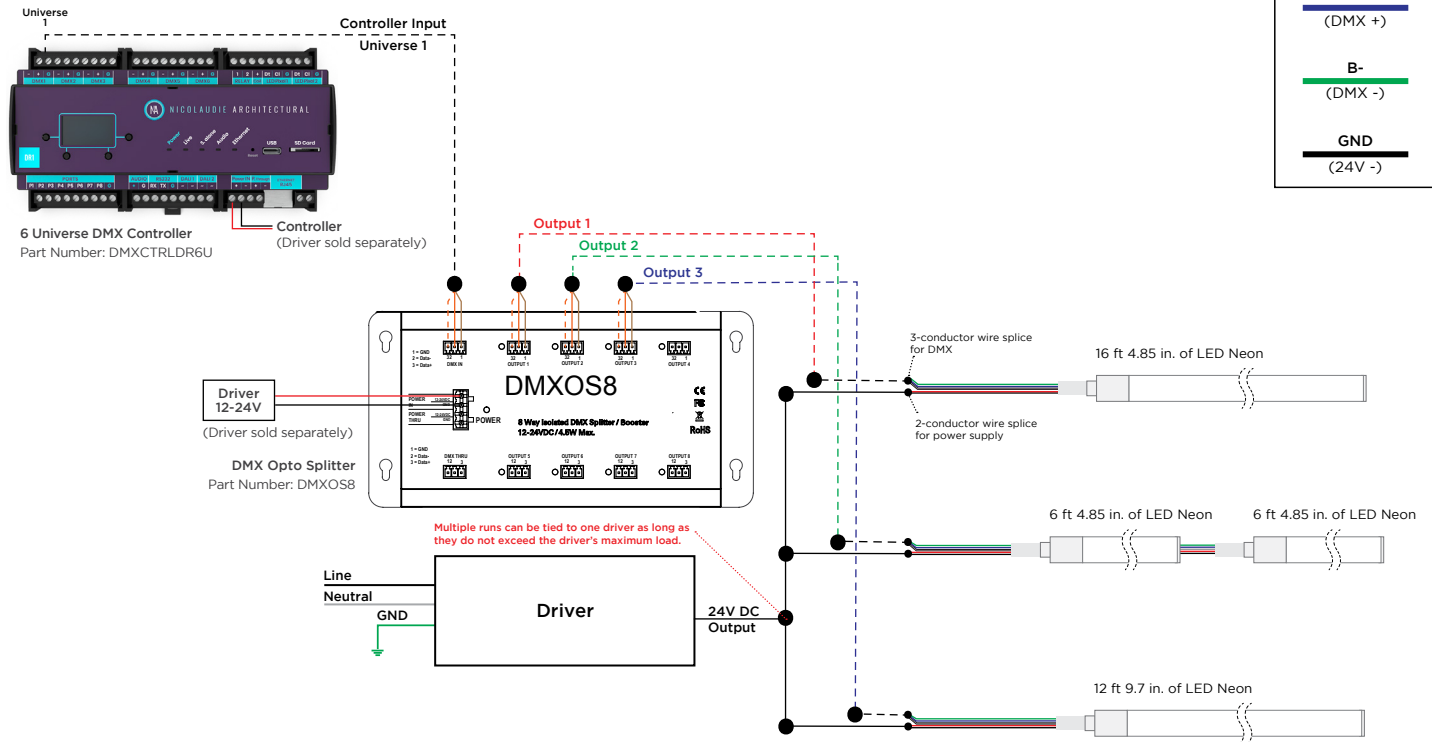
WIRING DIAGRAMS - RGBW ADDRESSABLE

One DMX Universe consists of 128 addresses and 512 channels (42 ft 8 in. of Neon Apex 3D).

Any single run of Neon Apex 3D that is less than 16 ft 4.85 in. (5 m) can be wired directly to the controller.

For additional runs, Opto Splitter must be used. Each individual run will need its own Opto Splitter output.

WIRE INDEX
+ (24V +)
PI (DMX GND)
A+ (DMX +)
B- (DMX -)
GND (24V -)



REV.29APR2026

GLOBAL HQ

320 Murray Hill Pkwy
East Rutherford, NJ 07073
U.S.
T: (+1) 212 629 6830
E: Sales-US@GENLEDBrands.com

EUROPEAN HQ

Hogeweyselaan 119
1382 JK Weesp
Netherlands
T: (+31) 346 235 000
E: SalesEurope@GENLEDBrands.com

MEINA HQ

PO Box 371378, #823, Building 4EA
Dubai Airport Free Zone
Dubai, UAE
T: (+971) 4 701 7901
E: SalesMEINA@genledbrands.com

ASIA-PACIFIC HQ

Room 402, Building D
Shenshi Tongchuang Science and Technology Park
No. 16 Hongyin Road
Xingqiang Community, Xihu Street
Guangming District, Shenzhen, China 518107
T: (+86) 755 8529 0710
E: Sales-Pacific@GENLEDBrands.com