


NEON APEX DUAL

The Neon Apex Dual is a unique flexible LED neon fixture that offers both top-bending and side-bending capabilities. Create stunning neon lines that curve around difficult shapes! Available in four brilliant Static White CCTs, Variable White, Warm Dim, color changing RGBW and Pixel programmable RGBW.

- Top-bending AND side-bending LED neon
- Rated IP67 for dry, damp and wet locations
- 120° beam angle
- Max length: 32 ft 9.7 in. (10 m)
- Static White (2700K, 3000K, 3500K, 4000K):
5.3 W/ft (17.28 W/m)
363.4 lm/ft (1192 lm/m), 69 lm/W at 4000K
- Variable White (2700K-6000K):
4.4 W/ft (14.4 W/m)
219.5 lm/ft (720 lm/m), 50 lm/W all on
- Warm Dim (1800K-3500K):
4.4 W/ft (14.4 W/m)
Up to 106.7 lm/ft (350 lm/m), 24.3 lm/W all on
- RGBW (2700K, 3000K, 3500K, 4000K):
6.0 W/ft (19.58 W/m)
179 lm/ft (587 lm/m), 30 lm/W all on with RGBW (4000K)
- Pixel RGBW (2700K, 3000K, 3500K, 4000K):
5.5 W/ft (18 W/m)
109.8 lm/ft (360 lm/m), 20 lm/W all on with RGBW (4000K)
Pixel length: 1.97 in. (50 mm)
IC type: UCS7604



ORDERING GUIDE

Category	Wattage & Color	Power Feed Direction	
NLAD			
NLAD - Neon Apex Dual	5.327 - 5.3 W/ft (17.28 W/m) 2700K 5.330 - 5.3 W/ft (17.28 W/m) 3000K 5.335 - 5.3 W/ft (17.28 W/m) 3500K 5.340 - 5.3 W/ft (17.28 W/m) 4000K 6.0RGB27 - 6.0 W/ft (19.58 W/m) RGB+White (2700K) 6.0RGB30 - 6.0 W/ft (19.58 W/m) RGB+White (3000K) 6.0RGB35 - 6.0 W/ft (19.58 W/m) RGB+White (3500K) 6.0RGB40 - 6.0 W/ft (19.58 W/m) RGB+White (4000K)	4.4WD - 4.4 W/ft (14.4 W/m) Warm Dim (1800K-3500K) 4.4VW - 4.4 W/ft (14.4 W/m) Variable White (2700K-6000K) 5.5RGB27ADD - 5.5 W/ft (18 W/m) Pixel RGB+White (2700K) 5.5RGB30ADD - 5.5 W/ft (18 W/m) Pixel RGB+White (3000K) 5.5RGB35ADD - 5.5 W/ft (18 W/m) Pixel RGB+White (3500K) 5.5RGB40ADD - 5.5 W/ft (18 W/m) Pixel RGB+White (4000K)	E - End Feed B - Bottom Feed S - Side Feed

MOUNTING OPTIONS

Stainless Steel Mounting Clip

Recommended for curved applications with 6 in. (150 mm) center-to-center spacing (Part #: NLADCLIPSS)

Aluminum Mounting Channel

Recommended for all straight run applications Sold by the foot, up to 39.37 in. / 1000 mm (Part #: NLADCHANNEL)

Recessed Aluminum Mounting Channel

Recommended for recessed, straight applications Sold by the foot, up to 39.37 in. / 1000 mm (Part #: NLADCHANNELR)

Aluminum Mounting Clip

Recommended for curved applications with 6 in. (150 mm) center-to-center spacing (Part #: NLADCLIP)

Recessed Aluminum Mounting Clip

Recommended for recessed, curved applications with 6 in. (150 mm) center-to-center spacing (Part #: NLADCLIPR)

S-type Track

Recommended for curved applications Sold by the foot, up to 19.69 in. / 500 mm (Part #: NLADCHANNELS)

NOTE: Acolyte recommends Belden 9729 shielded cable and Cat5e RJ45 cable for all connections.

AVAILABLE COLOR TEMPERATURES



SPECIFICATIONS

SPECIFICATIONS		NEON APEX DUAL				
Operating Voltage	24 VDC					
Protection Rating	IP67					
Beam Angle	120°					
Color Temperatures / Colors	2700K, 3000K, 3500K, 4000K	Variable White (2700K-6000K)	Warm Dim (1800K-3500K)	RGBW (2700K, 3000K, 3500K, 4000K)	Pixel RGBW (2700K, 3000K, 3500K, 4000K)	
Power Consumption	5.3 W/ft (17.28 W/m)	4.4 W/ft (14.4 W/m)	4.4 W/ft (14.4 W/m)	6.0 W/ft (19.58 W/m)	5.5 W/ft (18 W/m)	
Lumens	363.4 lm/ft (1192 lm/m) @ 4000K	219.5 lm/ft (720 lm/m) all on	Up to 106.7 lm/ft (350 lm/m)	179 lm/ft (587 lm/m) all on @ RGBW (4000K)	109.8 lm/ft (360 lm/m) all on @ RGBW (4000K)	
Efficacy	69 lm/W	50 lm/W	24.3 lm/W	30 lm/W	20 lm/W	
LED Pitch	36 LEDs/ft (120 LEDs/m)	20 LEDs/ft (168 LEDs/m)	20 LEDs/ft (168 LEDs/m)	21 LEDs/ft (72 LEDs/m)	18 LEDs/ft (60 LEDs/m)	
IC Type	--	--	--	--	UCS7604	
Incremental Length (NOT FIELD CUTTABLE)	0.66 in. (16.67 mm)	0.94 in. (23.81 mm)	0.94 in. (23.81 mm)	1.64 in. (41.67 mm)	1.97 in. (50 mm)	
Min. Top Bending Radius	3.94 in. (100 mm)	3.94 in. (100 mm)	3.94 in. (100 mm)	5.91 in. (150 mm)	5.91 in. (150 mm)	
Min. Side Bending Radius	5.91 in. (150 mm)	9.84 in. (250 mm)	9.84 in. (250 mm)	15.75 in. (400 mm)	15.75 in. (400 mm)	
Max Length	32 ft 9.7 in. (10 m)					
Dimming	ELV / MLV / 0-10 Volt / DMX / SPI					
Operating Temperature	-4 – 140 °F (-20 – 60 °C)					
Storage Temperature	-4 – 158 °F (-20 – 70 °C)					
Lifetime (L70 reported)	50,000 hours					
Power Cable Length	Standard: 12 in (304.8 mm) / Custom: up to 20 ft (6 m)					
UV Resistant	UV tested in accordance with ISO 4892-3 with no visible change on the appearance of the sample					
Warranty	5 years					

WARNINGS

1. DO NOT OVER BEND

Min. top bending radius
 Static White: 3.94 in. (100 mm)
 Variable White: 3.94 in. (100 mm)
 Warm Dim: 3.94 in. (100 mm)
 RGBW: 5.91 in. (150 mm)
 Pixel RGBW: 5.91 in. (150 mm)

Min. side bending radius
 Static White: 5.91 in. (150 mm)
 Variable White: 9.84 in. (250 mm)
 Warm Dim: 9.84 in. (250 mm)
 RGBW: 15.75 in. (400 mm)
 Pixel RGBW: 15.75 in. (400 mm)

2. DO NOT TWIST OR DISTORT

3. DO NOT THROW OR PULL

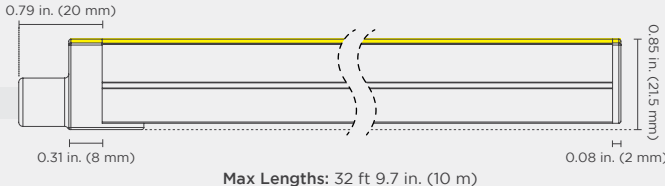
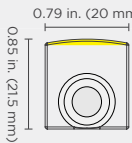
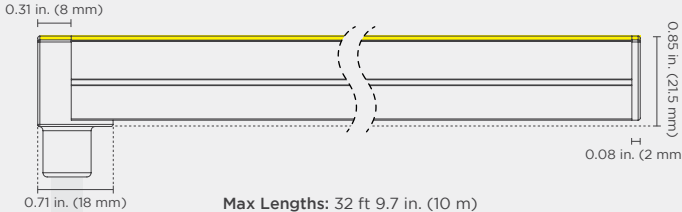
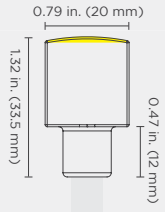
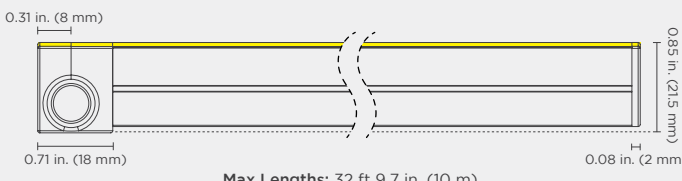
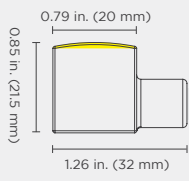
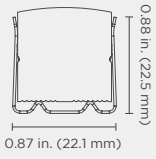
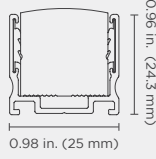
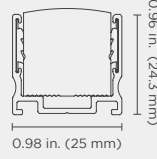
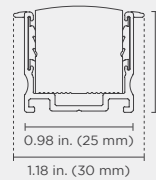
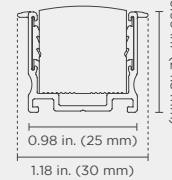
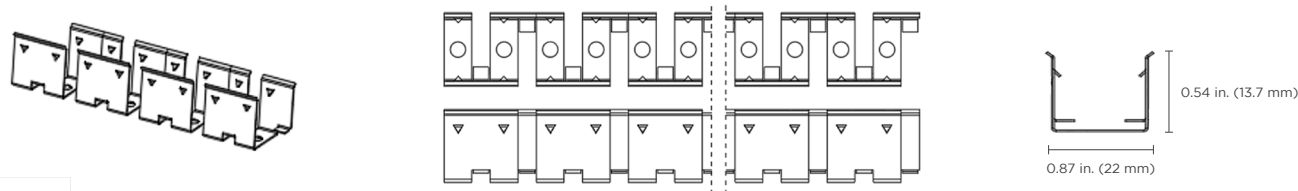
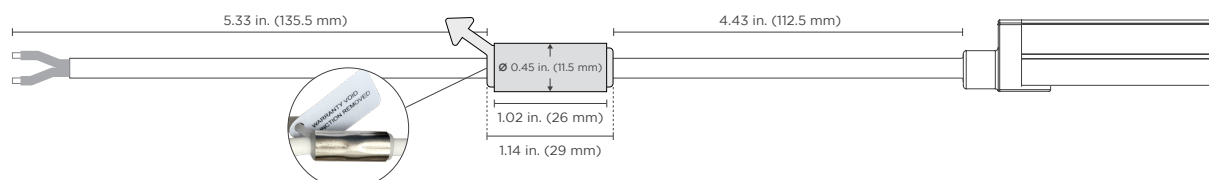
NOTE: Acolyte recommends Belden 9729 shielded cable and Cat5e RJ45 cable for all connections.

USAGE GUIDELINES

- Neon Apex Dual cannot be cut in the field. All custom cuts and connections for these models must be performed at the factory to ensure waterproofing standards are met. Any modification of the waterproofing will result in a void warranty.
- When installing this product, consider the surface temperature of the material where it will be mounted. Many building surfaces which are exposed to direct sunlight exceed the 140 °F (60 °C) maximum for which this product is rated. High-risk locations like this should be avoided.
- This product can be used in wet, outdoor locations, but is not intended to be submerged in pools and fountains and does not carry UL 676 certification for submersion.
- Compatible with a wide variety of controls.
- For use with Acolyte drivers, Triac dimming modules, and 0-10 V modules.
- Use with non-Acolyte Triac, MLV or ELV drivers is not supported or warrantied.
- Due to the cuttable points inside, this product's cuttable lengths are generally longer or shorter than the customer requested length. Unless specified, this product is factory cut at the shorter cuttable point.

Acolyte does not warrant or represent that this information is free from errors or omission. We reserve the right to make changes to our product lineup, specifications, design and finishes at any time without notice. Acolyte is not in any way liable for the accuracy of any information printed and stored or in any way interpreted or used.

DIMENSIONS / DIAGRAMS

NEON APEX DUAL				
<p>End Feed - Side View</p>  <p>Max Lengths: 32 ft 9.7 in. (10 m)</p>		<p>End Feed - End View</p>  <p>Width: 0.79 in. (20 mm) Height: 0.85 in. (21.5 mm)</p>		
<p>Bottom Feed - Side View</p>  <p>Max Lengths: 32 ft 9.7 in. (10 m)</p>		<p>Bottom Feed - End View</p>  <p>Width: 0.79 in. (20 mm) Height: 1.32 in. (33.5 mm)</p>		
<p>Side Feed - Side View</p>  <p>Max Lengths: 32 ft 9.7 in. (10 m)</p>		<p>Side Feed - End View</p>  <p>Width: 1.26 in. (32 mm) Height: 0.85 in. (21.5 mm)</p>		
<p>Stainless Steel Mounting Clip</p> <p>Recommended for curved applications with 6 in. (150 mm) on center spacing.</p> <p>Part #: NLADCLIPSS</p>  <p>Length: 0.98 in. (35 mm)</p>	<p>Aluminum Mounting Clip</p> <p>Recommended for curved applications with 6 in. (150 mm) on center spacing.</p> <p>Part #: NLADCLIP</p>  <p>Length: 0.98 in. (35 mm)</p>	<p>Aluminum Mounting Channel</p> <p>Recommended for all straight run applications.</p> <p>Part #: NLADCHANNEL</p>  <p>Length: 39.37 in. (1 m)</p>	<p>Recessed Aluminum Mounting Clip</p> <p>Recommended for recessed, curved applications with 6 in. (150 mm) on center spacing.</p> <p>Part #: NLADCLIPR</p>  <p>Length: 0.98 in. (35 mm)</p>	<p>Recessed Aluminum Mounting Channel</p> <p>Recommended for recessed, straight run applications.</p> <p>Part #: NLADCHANNELR</p>  <p>Length: up to 39.37 in. (1 m)</p>
S-TYPE TRACK				
<p>Recommended for curved applications Sold by the foot, up to 39.7 in. (1 m) (Part #: NLADCHANNELS)</p> 				
HYDRO SEAL				
<p>The Hydro Seal clinches tightly around the conductors to prevent any water flow from the end of the wire to the circuit board through capillary effect.</p> 				
<p>NOTE: Acolyte recommends Belden 9729 shielded cable and Cat5e RJ45 cable for all connections.</p>				

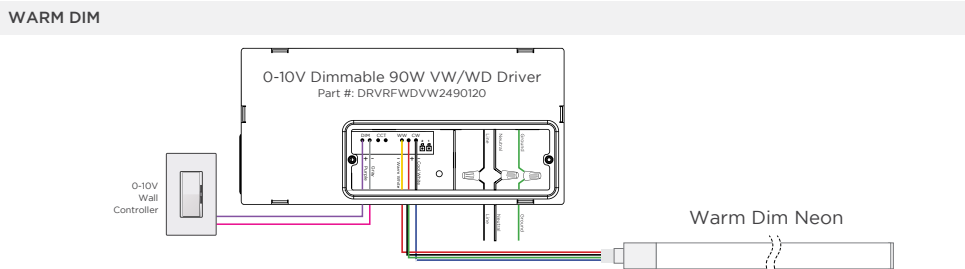
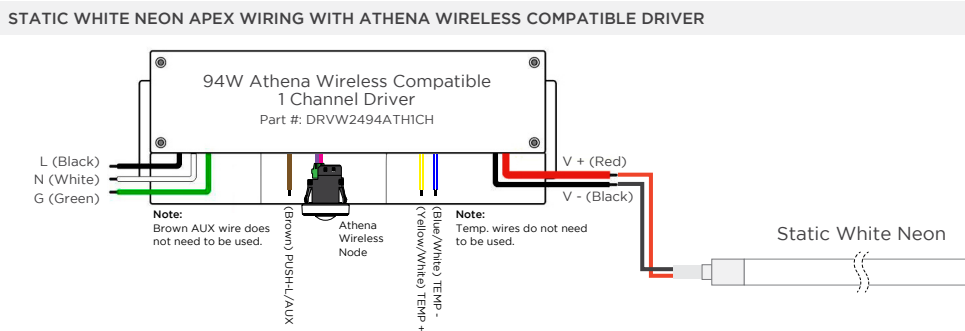
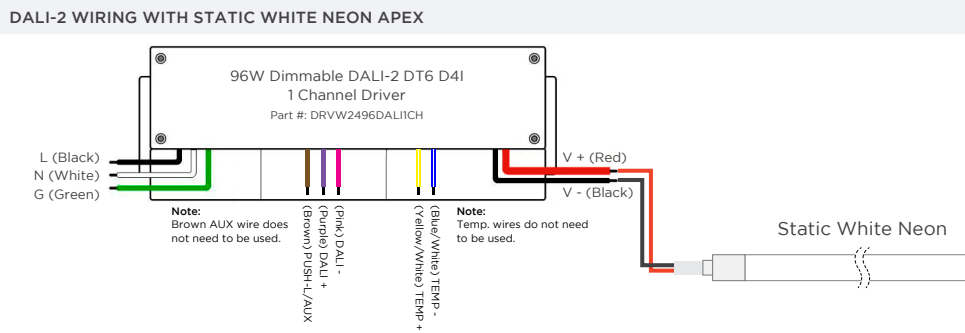
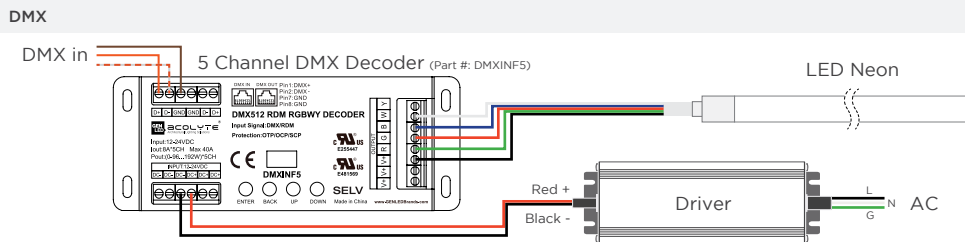
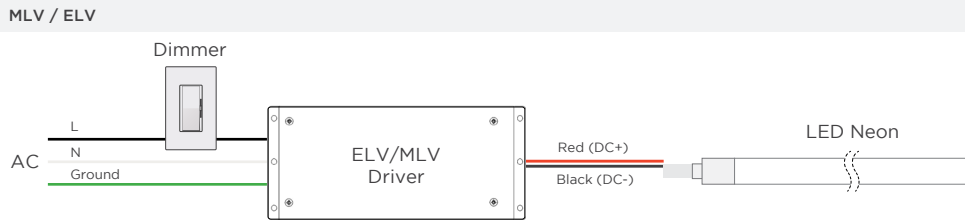
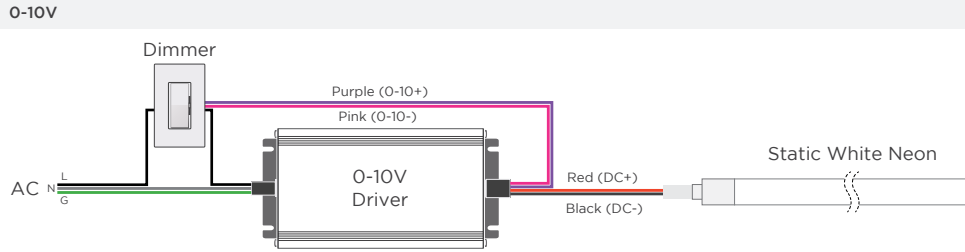
WIRING DIAGRAMS - STATIC WHITE, WARM DIM & RGBW / USAGE GUIDELINES

WIRE COLORS PER RIBBONLYTE COLOR

STATIC WHITE
Red Wire (+) Positive
Black Wire (-) Negative

RGBW
White Wire (+) Positive
Red Wire (-) goes to Red Channel
Green Wire (-) goes to Green Channel
Blue Wire (-) goes to Blue Channel
Grey Wire (-) goes to White Channel

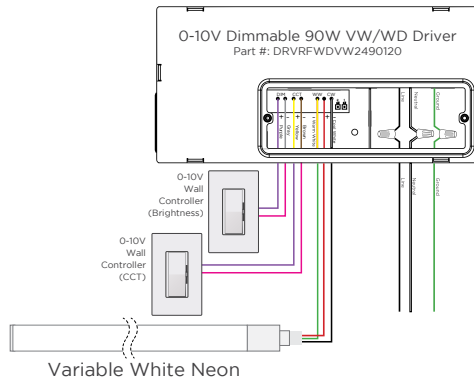
WARM DIM
Red Wire (-) goes to Warm White Channel
Blue Wire (-) goes to Cool White Channel
Black Wire (+) goes to Warm White Channel
Green Wire (+) goes to Cool White Channel



NOTE: Acolyte recommends Belden 9729 shielded cable and Cat5e RJ45 cable for all connections.

WIRING DIAGRAMS - VARIABLE WHITE

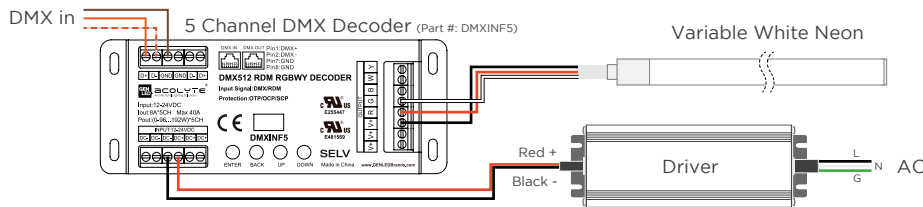
2-CHANNEL VARIABLE WHITE DIMMING



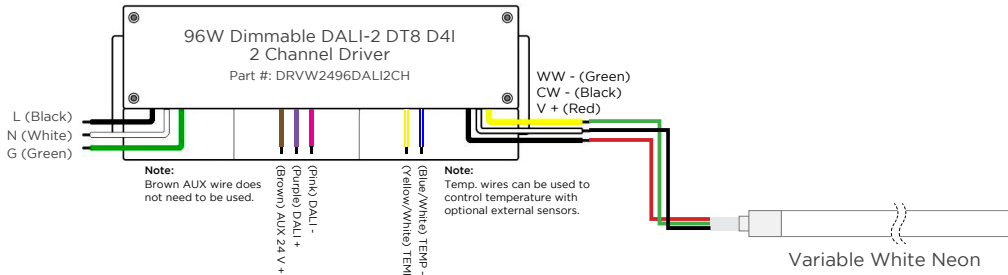
WIRE COLORS PER RIBBONLYTE COLOR

VARIABLE WHITE
Red Wire (+) Positive
Green Wire (-) goes to Warm White Channel
Black Wire (-) goes to Cool White Channel

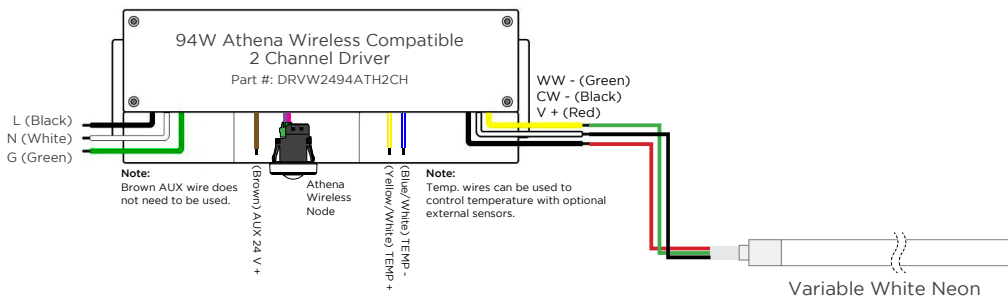
DMX WIRING DIAGRAM - COMPATIBLE WITH ALL MODELS OF VARIABLE WHITE NEON



DALI-2 WIRING WITH VARIABLE WHITE NEON



ATHENA WIRELESS COMPATIBLE DRIVER WIRING WITH VARIABLE WHITE NEON



NOTE: Acolyte recommends Belden 9729 shielded cable and Cat5e RJ45 cable for all connections.

REV.19MAY2026

GLOBAL HQ

320 Murray Hill Pkwy
East Rutherford, NJ 07073
U.S.
T: (+1) 212 629 6830
E: Sales-US@GENLEDBrands.com

EUROPEAN HQ

Hogeweyselaan 119
1382 JK Weesp
Netherlands
T: (+31) 346 235 000
E: SalesEurope@GENLEDBrands.com

MEINA HQ

PO Box 371378, #823, Building 4EA
Dubai Airport Free Zone
Dubai, UAE
T: (+971) 4 701 7901
E: SalesMEINA@genledbrands.com

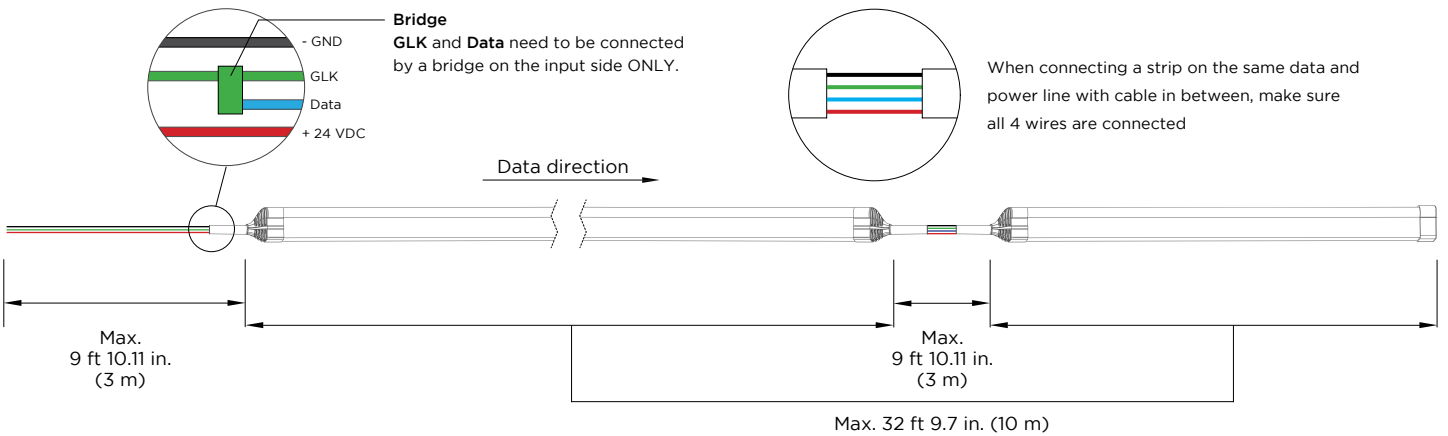
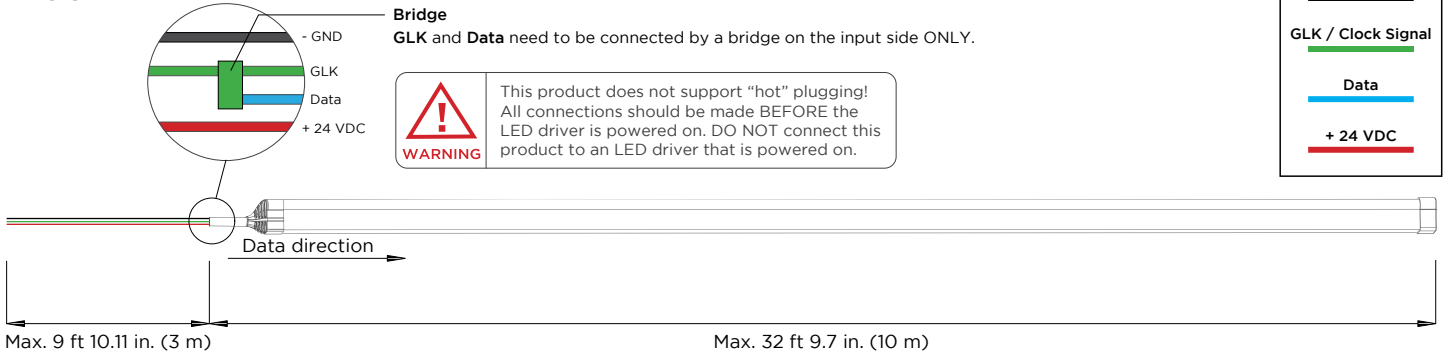
ASIA-PACIFIC HQ

Room 402, Building D
Shenshi Tongchuang Science and Technology Park
No. 16 Hongyin Road
Xingqiang Community, Xihu Street
Guangming District, Shenzhen, China 518107
T: (+86) 755 8529 0710
E: Sales-Pacific@GENLEDBrands.com

WIRING DIAGRAMS - SPI

SPI

BASIC



ADVANCED

