



Date _____ Project _____

Notes _____

NANO FLEX RGBW

Nano Flex RGBW is a large 24V color changing flexible silicone grazer tube. Nano Flex RGBW is available with 2700K or 4000K Static White LEDs for varied warmth. Program it by the pixel with DMX or SPI controls. Dual bending capabilities (side- and top-bending!) make it an amazing solution for complex color changing grazer applications in hospitality, landscape and architectural settings. Choose from end, side or bottom power feed.

- 7.6 W/ft (25 W/m)
- Pixel RGBW (2700K, 4000K)
- 355 lm/ft (1165 lm/m) all on
- Programmable pixels: 6 LEDs/9.84 in. (250 mm)
- Choose DMX or SPI controls
- 1.64 in. (41.67 mm) LED spacing
- 16 ft 4.85 in. (5 m) max. fixture length (single feed)
- 5.9 in. (150 mm) minimum bending radius
- Beam angles: 25x25°, 30x30°, 40x40°, 50x50°, 25x50°, 45xAsymmetric 30°
- Available in white or black housing
- Use with mounting clip, mounting channel, curved mounting channel, tiltable stand



ORDERING GUIDE

Category	IP Rating	Wattage	Color Temperature	Beam Angles	Housing Color	Power Feed	Control*
NANOFLEX	67	7.6					
NANOFLEX - Nano Flex	67 - IP67	7.6 - 7.6 W/ft (25 W/m)	RGB27ADD - Pixel RGBW (2700K) RGB40ADD - Pixel RGBW (4000K)	25 - 25x25° 30 - 30x30° 40 - 40x40° 50 - 50x50° 2550 - 25x50° 45A30 - 45xAsymmetric 30°	WH - White BK - Black	B - Bottom Feed S - Side Feed E - End Feed	S - SPI

* For SPI models only

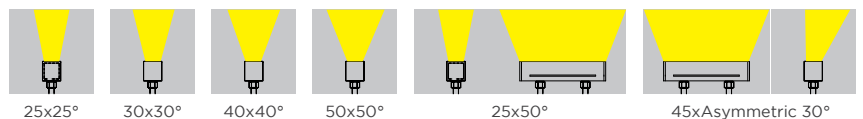
ACCESSORIES (see page 2 for details)

- | | |
|---|--|
| <p>1. Mounting Clip
Recommended for curved applications
Part #: NANOFLEXCLIP</p> | <p>3. Curved Mounting Channel
Recommended for curved applications
Part #: NANOFLEXCHANNELS</p> |
| <p>2. Mounting Channel
Recommended for all straight run applications
Part #: NANOFLEXCHANNEL</p> | <p>4. Tiltable Stand
Use with mounting clips or mounting channels
Part #: NANOFLEXTILTSTAND</p> |

AVAILABLE COLORS



AVAILABLE BEAM ANGLES



USAGE GUIDELINES

NOTE: Acolyte recommends Belden 9729 shielded cable and Cat5e RJ45 cable for all connections.

Nano Flex RGBW grazers cannot be cut in the field. All custom cuts and connections for these models must be performed at the factory to ensure waterproofing standards are met. Any modification of the waterproofing will result in a voided warranty.

Acolyte does not warrant or represent that the information is free from errors or omission. The information may change without notice and Acolyte is not in any way liable for the accuracy of any information printed and stored or in any way interpreted or used.


SPECIFICATIONS

Operating Voltage	24 VDC
Power Consumption	7.6 W/ft (25 W/m)
Protection Rating	IP67
Impact Rating	IK07
Colors	RGBW (2700K), RGBW (4000K)
Control	DMX or SPI
IC Code (for SPI only)	UCS2904
LED Quantity	7 LEDs/ft (24 LEDs/m)
LED Spacing	1.64 in. (41.67 mm)
LEDs per Pixel	6
Lumens	Red: 59 lm/ft (195 lm/m), Green: 125 lm/ft (410 lm/m), Blue: 26 lm/ft (84 lm/m), White: 148 lm/ft (485 lm/m) All LEDs on: 355 lm/ft (1165 lm/m)
Beam Angle	25x25°, 30x30°, 40x40°, 50x50°, 25x50°, 45xAsymmetric 30°
Storage Temperature	-4 – 140 °F (-20 – 60 °C)
Operating Temperature	-4 – 113 °F (-20 – 45 °C)
Max. Fixture Length	16 ft 4.85 in. (5 m)
Max. Serial Fixture Run Length	196 ft 10.2 in. (60 m) for data connections. Each fixture requires its own power feed.
Incremental Length	9.84 in. (250 mm) NOT FIELD CUTTABLE
Minimum Bend Radius	5.9 in. (150 mm)
CRI (white)	80+ CRI for white channel
Lifetime (L70 reported)	50,000 hours
Warranty	5 years

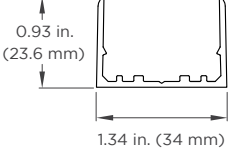
MOUNTING ACCESSORIES

1. Mounting Clip

Part #: NANOFLEXCLIP

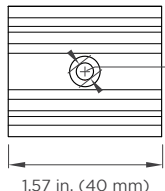


Front View



0.93 in. (23.6 mm)
1.34 in. (34 mm)


Top View



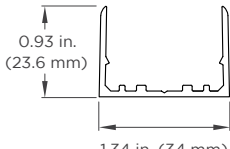
0.18 in. (4.5 mm)
1.57 in. (40 mm)

2. Mounting Channel

Length up to 39.4 in. (1 m)
Part #: NANOFLEXCHANNEL

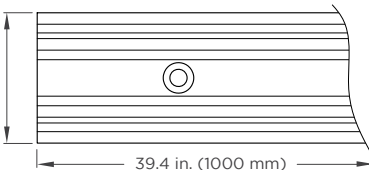


Front View



0.93 in. (23.6 mm)
1.34 in. (34 mm)


Top View



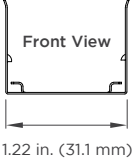
39.4 in. (1000 mm)

3. Curved Mounting Channel

Length up to 39.4 in. (1 m)
Part #: NANOFLEXCHANNELS

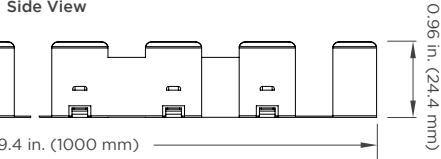


Front View



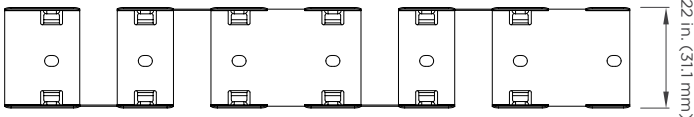
0.96 in. (24.4 mm)
1.22 in. (31.1 mm)

Side View



0.96 in. (24.4 mm)


Top View



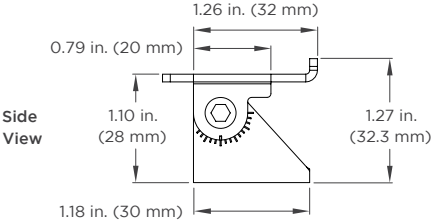
39.4 in. (1000 mm)
1.22 in. (31.1 mm)

4. Tilttable Stand

Use with mounting clips or channels
Part #: NANOFLEXTILTSTAND

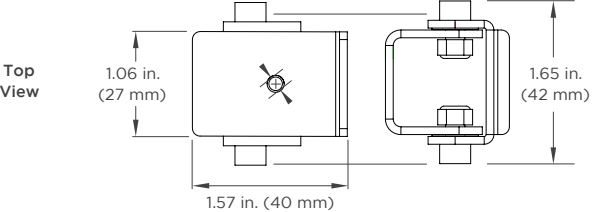


Side View



0.79 in. (20 mm)
1.10 in. (28 mm)
1.27 in. (32.3 mm)
1.18 in. (30 mm)

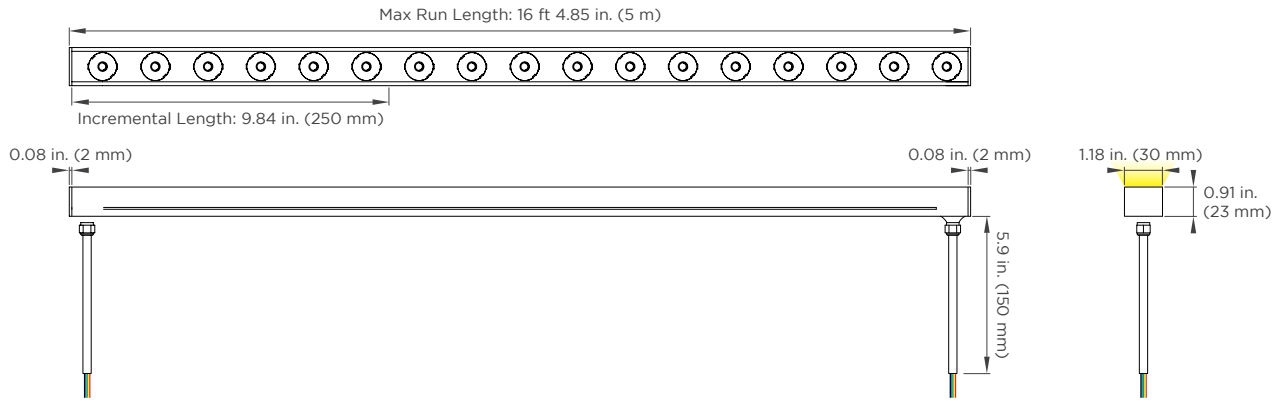
Top View



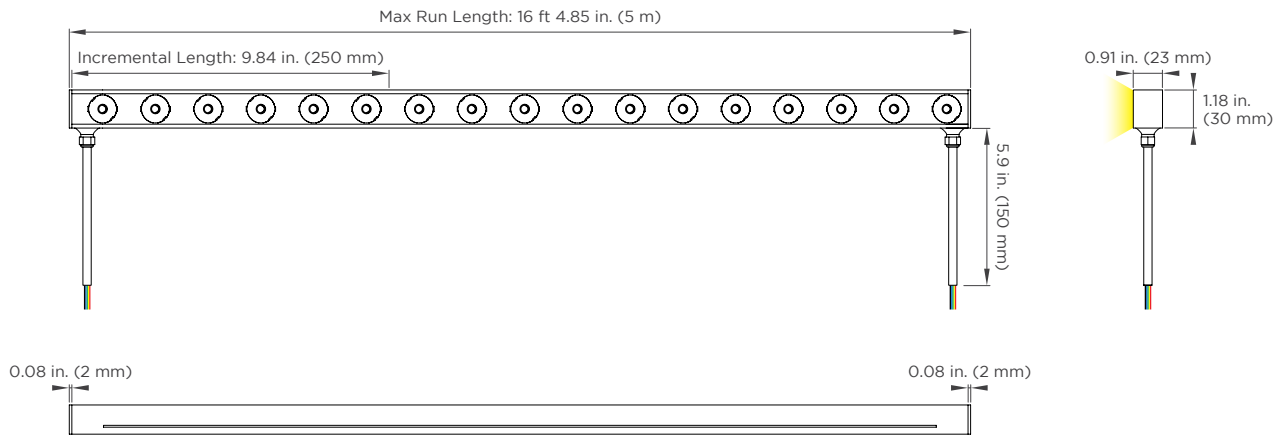
1.26 in. (32 mm)
1.06 in. (27 mm)
1.57 in. (40 mm)
1.65 in. (42 mm)

DIMENSIONS & POWER FEED OPTIONS

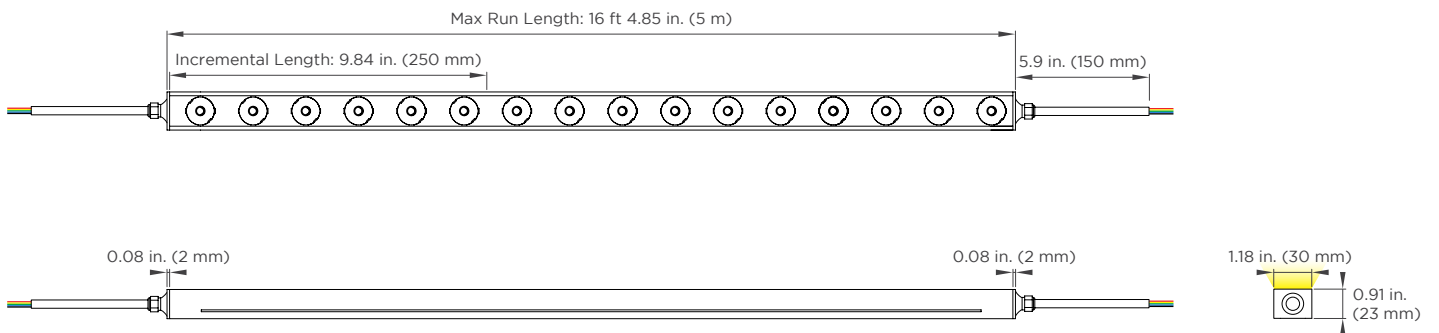
BOTTOM FEED (MOLDED END CAP)



SIDE FEED WITH MOLDED END CAP



END FEED



NOTE: Nano Flex RGBW grazers cannot be cut in the field. All custom cuts and connections for these models must be performed at the factory to ensure waterproofing standards are met. Any modification of the waterproofing will result in a voided warranty.

Due to the cuttable points (9.84 in. | 250 mm) inside, this product's cuttable lengths are generally longer or shorter than the customer-requested length. Unless specified, this product is factory cut at the shorter cuttable point.

Acolyte recommends Belden 9729 shielded cable and Cat5e RJ45 cable for all connections.

WIRING DIAGRAMS - DMX

Max. fixture length: 16 ft 4.85 in. (5 m)

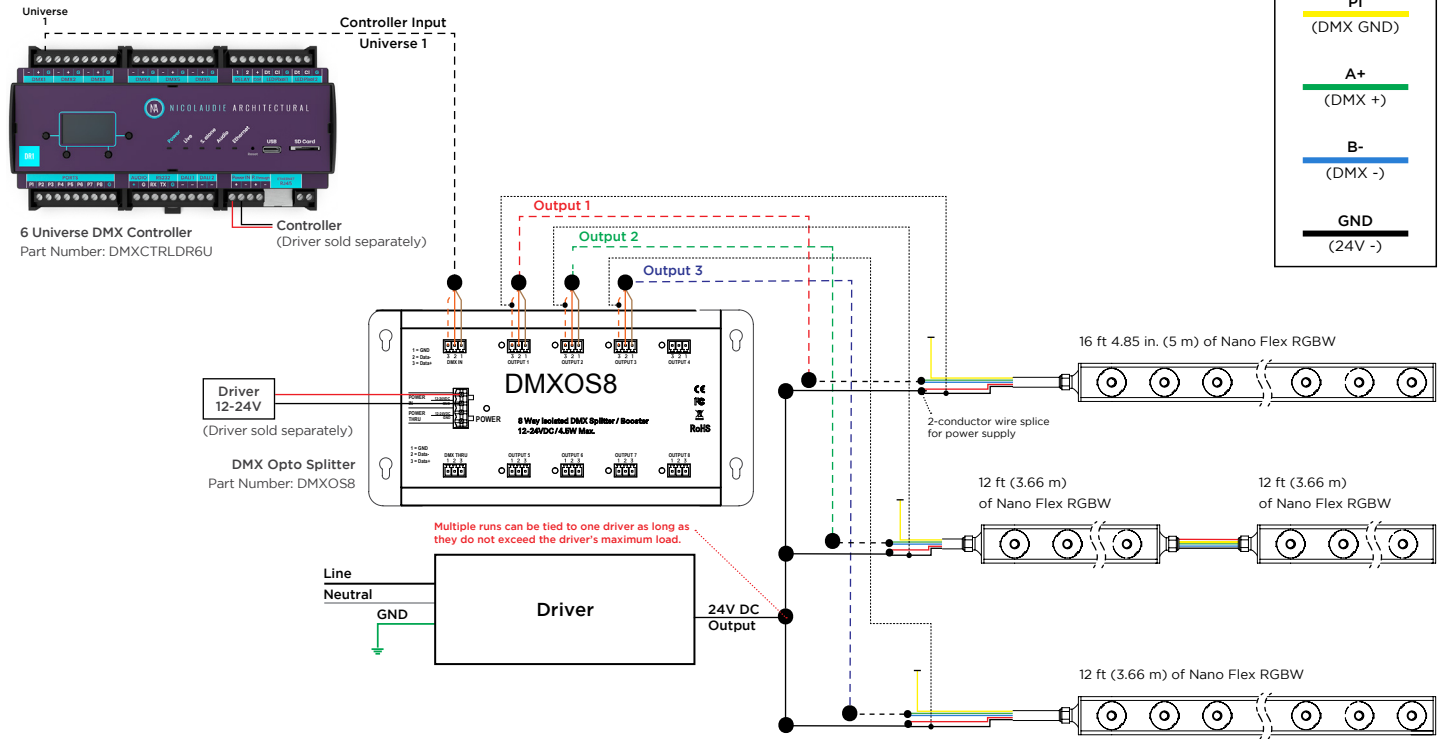
Max. serial fixture run length: 196 ft 10.2 in. (60 m) for data connections. Each fixture requires its own power feed.

Note: In SPI installations, connecting wires between fixtures must not exceed 6 ft 6.74 in. (2 m).

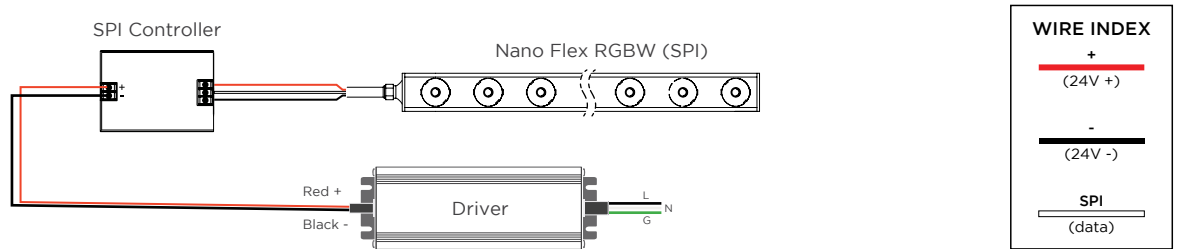
One DMX Universe consists of 128 addresses and 512 channels (104.96 ft / 32 m of Nano Flex RGBW).

Any single run of Nano Flex that is less than 16 ft, 4.85 in. (5 m) can be wired directly to the controller.

For additional runs, Opto Splitter must be used. Each individual run will need its own Opto Splitter output.



WIRING DIAGRAMS - SPI



NOTE: Acolyte recommends Belden 9729 shielded cable and Cat5e RJ45 cable for all connections.

REV.12JUN2026

GLOBAL HQ

320 Murray Hill Pkwy
East Rutherford, NJ 07073
U.S.
T: (+1) 212 629 6830
E: Sales-US@GENLEDBrands.com

EUROPEAN HQ

Hogeweyselaan 119
1382 JK Weesp
Netherlands
T: (+31) 346 235 000
E: SalesEurope@GENLEDBrands.com

MEINA HQ

PO Box 371378, #823, Building 4EA
Dubai Airport Free Zone
Dubai, UAE
T: (+971) 4 701 7901
E: SalesMEINA@genlebrands.com

ASIA-PACIFIC HQ

Room 402, Building D
Shenshi Tongchuang Science and Technology Park
No. 16 Hongyin Road
Xingqiang Community, Xihu Street
Guangming District, Shenzhen, China 518107
T: (+86) 755 8529 0710
E: Sales-Pacific@GENLEDBrands.com