GEN LED acolyte® Architectural Lighting Solutions

Date | Project

Notes

SIMPLY CLEAN™ RECESSED FIXTURE SC20C

Simply Clean SC20C channel is a recessed aluminum fixture designed for mud-in installation in 90-degree corners and ceiling/wall joints. Design custom mud-in fixtures with SC20C channel and our RibbonLyte products.

- Mud-in corner fixture
- Sold by the foot. Factory or field cuttable to any length.
- Adds an element of style and design to existing spaces
- Beam angle: 69x107°
- Milky lens
- For interior applications only

HOUSING FINISHES

Silver Standard | **Black** | **Custom RAL***

*Additional fee applies

AVAILABLE LENS FINISHES

Milky Lens (PC)
78% Light Transmission
Note: Roll lens (up to 20 m) available upon request

RoHS Declare. IP20 TM66 ASSESSED

AVAILABLE COLORS & COLOR TEMPERATURES

1800K 2000K 2200K 2400K 2700K 3000K 3500K 4000K 6000K Red Amber Green Blue VW WD RGB

DIMENSIONS

SC20C Channel

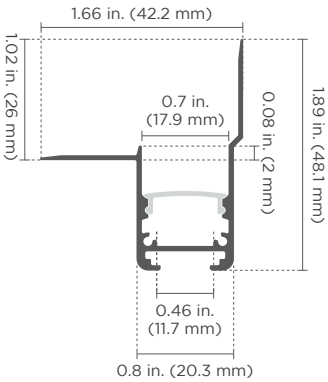

Overall Width: 1.66 in. (42.2 mm)
Visible Width: 0.7 in. (17.9 mm)
Height: 1.89 in. (48.1 mm)
Internal Width: 0.46 in. (11.7 mm)

Note: This channel does not require mounting clips. Please see our installation guide for instructions.

Acolyte does not warrant or represent that the information is free from errors or omission. The information may change without notice and Acolyte is not in any way liable for the accuracy of any information printed and stored or in any way interpreted or used.

SPECIFICATIONS

Beam Angle	69x107°
Lens Type	Milky Lens (PC)
Length	Channel is sold by the foot and cut to your exact desired length
Operating Voltage	24 V
Dimming	MLV / 0-10 Volt / ELV / DALI / DMX / CASAMBI
Operating Temperature	-40 — 158 °F (-40 — 70 °C)
Colors	1800K, 2000K, 2200K, 2400K, 2700K, 3000K, 3500K, 4000K, 6000K, Red, Amber, Green, Blue, VW, Warm Dim, Pixel RGB (1800K, 2000K, 2200K, Pixel RGB only available in IP20)
CRI	90+ CRI (for Static White LEDs only)
Lamp Life	L70 at 50,000 hours
MacAdam ellipse (SDCM)	1-Step Binning (for Static White LEDs only)
Certifications	UL Listed UL 2108 Issued: 2004/02/27 Ed: 1 Rev: 2014/02/24 Low Voltage Lighting Systems CSA C22.2#9.0 Issued: 1996/06/01 Ed: 1 (R2011) General Requirements for Luminaries; with Gen. Inst. 1: 1997, Gen Inst. 2: 1998. ROHS compliant
Recessed Cutout Width	0.8 in. (20.3 mm)
Depth In Wall	0.87 in. (22.1 mm)
Length	Sold by the foot. Factory cuttable to any length. Max individual length of each piece is 78.7" (2m), but the fixture can be installed end-to-end to create long continuous recessed fixtures.
Visible Lens Width	0.7 in. / 17.9 mm

ACCESSORIES

End Cap without Hole (included accessory)
End Cap with Hole (included accessory)

Material: ABS

0.8 in. (20.3 mm)

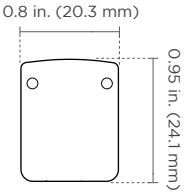

180° Connector (optional accessory)
Part #: CHSC20C180

Material: stainless steel



90° Vertical Connector (optional accessory)
Part #: CHSC20C90

Material: stainless steel

STATIC WHITE SERIES 2 RIBBONLYTE SPECIFICATIONS, COMPATIBILITY & DELIVERED LUMEN OUTPUT

RibbonLyte Type	Wattage	CCT	Incremental Length	LED Pitch	Max. Length (IP20)	A Delivered Lumen at 3000K with Milky Lens (PC)		Compatibility with SC20C Channel				Diode Visibility
						lm/ft	lm/m	IP20	IP65	IP68	IP69	Visible = Y Not Visible = N
Static White Series 2	3.0 W/ft	3000K	1.97 in. (50 mm)	48 LEDs/ft (160 LEDs/m)	36 ft (11 m)	204	668	✓	✓	✓	✓	N

Lumen Multiplier by CCT (Static White Series 2 RibbonLyte)

CCT (3.0 W/ft)	1800K	2000K	2200K	2400K	2700K	3000K	3500K	4000K	6000K
B Multiplier	0.67	0.79	0.85	0.91	0.97	1.00	1.03	1.00	1.08

Lumen Multiplier by Wattage (Static White Series 2 RibbonLyte)

Wattage	0.75 w/ft	1.5 w/ft	2.2 w/ft	3.0 w/ft	4.4 w/ft	5.0 w/ft	6.0 w/ft
C Multiplier	0.26	0.51	0.73	1.00	1.45	1.60	1.96

A x **B** x **C** = **Lumen Output**

Acolyte does not warrant or represent that the information is free from errors or omission. The information may change without notice and Acolyte is not in any way liable for the accuracy of any information printed and stored or in any way interpreted or used.

STEP 1 Complete Channel Part Number

CHANNEL	LENS	HOUSING COLOR
CHSC20C	M	
CHSC20C - Simply Clean™ SC20C Recessed Fixture	**M** - Milky Lens	**SV** - Silver (default)
		BK - Black
		Consult factory for custom colors (additional fee applies)

STEP 2 Complete RibbonLyte Part Number

CATEGORY	CRI	RIBBON TYPE & IP RATING		
RB				
RB - RibbonLyte	**0** - Static Color, Color Changing	**SWS220** - Static White S2 IP20	**VWS220** - VW Series 2 IP20	**RGBADD** - Pixel RGB IP20
	90 - 90+ CRI Static White	**SWS265** - Static White S2 IP65	**VWS265** - VW Series 2 IP65	
		SWS268 - Static White S2 IP68	**VWS268** - VW Series 2 IP68	
		SWS269 - Static White S2 IP69	**VWS269** - VW Series 2 IP69	
		SCS220 - Static Colors S2 IP20	**WD20** - Warm Dim IP20	
		SWS265 - Static White S2 IP65	**WD65** - Warm Dim IP65	
		SWS268 - Static White S2 IP68	**LINEA20** - Linea RibbonLyte IP20	
		SWS269 - Static White S2 IP69	**XACTA20** - Xacta RibbonLyte IP20	

WATTAGE	COLOR	
0.75 - 0.75 W/ft (2.46 W/m - Static White, Static Color)	**18** - 1800K	**RGBS** - Pixel RGB (SPI)
1.0 - 1.0 W/ft (3.3 W/m - Variable White)	**20** - 2000K	**VW** - Variable White 2000K-6500K
1.5 - 1.5 W/ft (4.9 W/m - Static White, Static Color)	**22** - 2200K	**VW1833** - Variable White 1800K-3300K (IP20)
2.2 - 2.2 W/ft (7.2 W/m - Static White, Static Color)	**24** - 2400K	**2920** - Warm Dim 2900K-2000K (IP20)
2.4 - 2.4 W/ft (8 W/m - Static White Linea)	**27** - 2700K	**1830** - Warm Dim 3000K-1800K (IP20)
3.0 - 3.0 W/ft (9.8 W/m - Static White, Static Color, Variable White)	**30** - 3000K	**2721** - Warm Dim 2700K-2100K (IP65)
4.3 - 4.3 W/ft (14 W/m - Static White Linea)	**35** - 3500K	**Z** - Undecided (For quotes only. Must be chosen before final order.)
4.4 - 4.4 W/ft (14.4 W/m - Static White, Static Color)	**40** - 4000K	
5.0 - 5.0 W/ft (16.4 W/m - IP20/IP65 Static White, IP20/IP65 Static Color)	**60** - 6000K	
5.2 - 5.2 W/ft (17.1 W/m - Warm Dim)	**R** - Red	
5.5 - 5.5 W/ft (18.0 W/m - RGBW, RGBA)	**A** - Amber	
6.0 - 6.0 W/ft (19.7 W/m - IP20/IP65 Static White, IP20/IP65 Static Color)	**G** - Green	
6.1 - 6.1 W/ft (20 W/m - Variable White Linea, Pixel RGB)	**B** - Blue	

CONNECTION OPTIONS (See diagrams on the right)		Custom Length (ft.)
1 - End Feed Bare Wire Connection	**4** - End Feed with IP67 Male Coupler	
2 - Back Feed Bare Wire Connection	**5** - Soldered Daisy Chain	
3 - Side Feed Bare Wire Connection	**6** - Daisy Chain With IP67 Couplers	

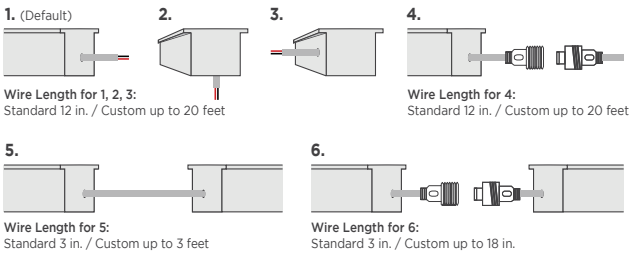

STEP 3 Add Accessories

ACCESSORIES
CHSC20C180 - 180° Connector
CHSC20C90 - 90° Connector

AVAILABLE DRIVERS / CONTROLLERS AND DIMMING OPTIONS / WIRE GAUGE CHART

0-10V/ELV/MLV 3-IN-1

60W, 96W, 288W 0-10V/ELV/MLV 3-in-1 Dimmable Drivers

Part No.:
- DRVW2460TRI010 (60 W)
- DRVW2496TRI010 (96 W)
- DRVW24288TRI010 (288 W)

24 VDC
120-277 VAC
IP65, dry/damp/wet locations
UL Listed

ELV

60W Dimmable Driver

Part No.:
- DRVW2460ELV

24 VDC
100-130 VAC
Fits in single-gang switch boxes
IP20, dry locations
UL Recognized

0-10V VW/WD

0-10V Dimmable 90W VW/WD Driver

Part No.:
- DRVRFWDVW2490120

24 VDC
100-277 VAC
IP23, dry/damp locations
UL Listed

COMPACT

60W, 96W Non-Dimming Compact Drivers

Part No.:
- DRV2460C (60 W)
- DRV2496C (96 W)

24 VDC
120-277 VAC
IP20, dry locations
UL Class P

ATHENA WIRELESS COMPATIBLE

94W Athena Wireless Compatible Drivers

Part No.:
- DRVW2494ATH1CH (1 channel)
- DRVW2494ATH2CH (2 channel)

24 VDC
100-277 VAC
Dry locations
UL Listed

CASAMBI COMPATIBLE DRIVERS

100W & 200W Casambi Compatible 4 Channel Drivers

Part No.:
- DRVW24100CAS4CH (100 W)
- DRVW24200CAS4CH (200 W)

24 VDC
100-277 VAC
IP66, dry/damp/wet locations
UL Listed, CE, RoHS, Bluetooth, CASAMBI

DIMMABLE DALI-2 DRIVERS

96W DIMMABLE DALI-2 DT6 D4I & DALI-2 DT8 D4I DRIVERS

Part No.:
- DRVW2496DALI1CH (1 channel)
- DRVW2496DALI2CH (2 channel)

24-26 VDC
120-277 VAC
IP67, dry/damp/wet locations
UL Listed

DIMMABLE DALI-2 DRIVERS

75W, 150W, 240W DALI-2 Dimmable Drivers

Part No.:
- DRVW2475DALI1CH (75 W, 1 channel)
- DRVW24150DALI1CH (150 W, 1 channel)
- DRVW24240DALI1CH (240 W, 1 channel)
- DRV24150DALI2CH (150 W, 2 channels)
- DRV24150DALI4CH (150 W, 4 channels)

24 VDC
120-277 VAC
IP67, damp/wet locations (1-channel drivers only)
IP20, dry location (2-channel & 4-channel drivers only)
CE, RoHS, SELV

DMX CONTROLLERS, VARIABLE WHITE DIMMER, WARM DIM DIMMER - FOR COLOR CHANGING FIXTURES

GLASS TOUCH WALL CONTROLLERS
Part No.:
- AWCRGBWWBK
- AWCVWBK

1 ZONE WALL CONTROLLER
Part No.: DMXCTRLG

5 ZONE WALL CONTROLLER
Part No.: DMXCTRL

10 ZONE WALL CONTROLLER
Part No.: DMXCTRLD

6 UNIVERSE DMX CONTROLLER
Part No.: DMXCTRLDR6U

VARIABLE WHITE DIMMER
Part No.:
- RFDIMVWWH (White)
- RFDIMVWBK (Black)

WARM DIM DIMMER
Part No.:
- RFDIMWDWH (White)
- RFDIMWDBK (Black)

4 CHANNEL WATERPROOF DMX INTERFACE
Part No.: DMXINFWLCD4

5 CHANNEL DMX DECODER
Part No.: DMXINF5

DMX OPTO SPLITTER
Part No.: DMXOS8

DRIVER AND RIBBONLYTE AT FULL LOAD

Wattages	30		60		96		150		200		240		300		320	
Wire Gauge	Feet	Meters	Feet	Meters	Feet	Meters	Feet	Meters	Feet	Meters	Feet	Meters	Feet	Meters	Feet	Meters
24 AWG / 0.25 mm²	14	4.27	9	2.74	5.5	1.68	3.75	1.14	2.75	0.84	2.25	0.69	1.75	0.53	1.75	0.53
22 AWG / 0.34 mm²	22	6.71	14	4.27	9	2.74	5.75	1.75	4.5	1.37	3.5	1.07	2.75	0.84	2.75	0.84
20 AWG / 0.5 mm²	35	10.67	23	7.01	14	4.27	9	2.74	7	2.13	5.75	1.75	4.5	1.37	4.25	1.30
18 AWG / 0.75 mm²	56	17.07	37	11.28	23	7.01	15	4.57	11	3.35	9	2.74	7.5	2.29	7	2.13
16 AWG / 1.5 mm²	90	27.44	60	18.29	37	11.28	24	7.32	18	5.49	15	4.57	12	3.66	11	3.35
14 AWG / 2.5 mm²	142	43.29	95	28.96	59	17.99	38	11.59	28	8.54	23	7.01	19	5.79	17	5.18
12 AWG / 4 mm²	226	68.90	151	46.04	94	28.66	60	18.29	45	13.72	37	11.28	30	9.15	28	8.54
10 AWG / 6 mm²	360	109.76	240	73.17	150	45.73	96	29.27	72	21.95	60	18.29	48	14.63	45	13.72
8 AWG / 10 mm²	574	175.00	381	116.16	239	72.87	153	46.65	115	35.06	95	28.96	76	23.17	71	21.65

WIRING DIAGRAMS - STATIC WHITE / STATIC COLOR

0-10 V

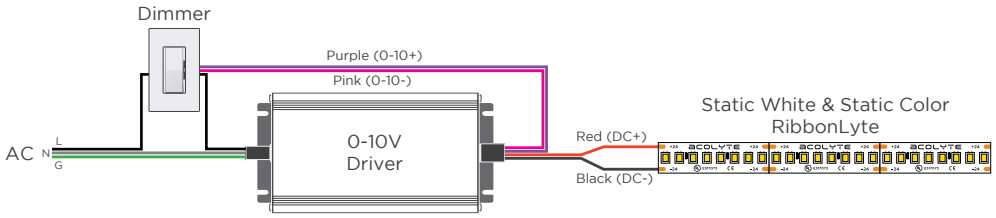

MLV / ELV

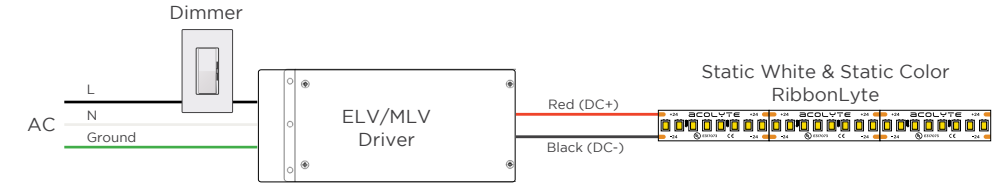

DMX WIRING WITH STATIC WHITE & STATIC COLOR RIBBONLYTE

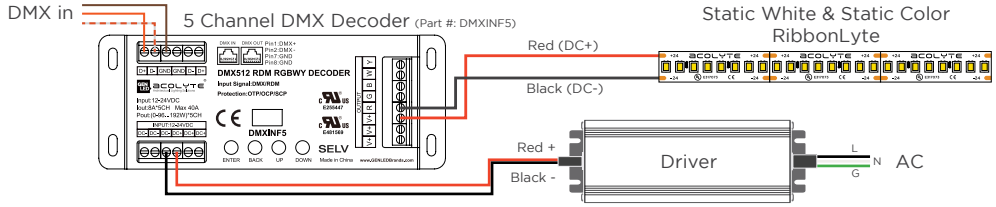

DALI-2 WIRING WITH STATIC WHITE & STATIC COLOR RIBBONLYTE

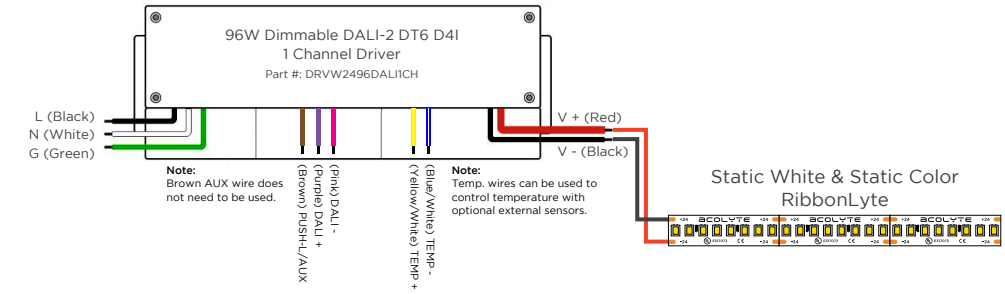

STATIC WHITE & STATIC COLOR RIBBONLYTE WIRING WITH ATHENA WIRELESS COMPATIBLE DRIVER

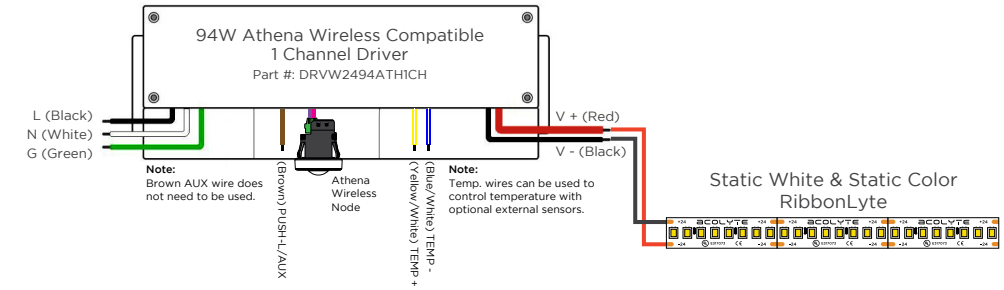

DMX WITH STATIC WHITE & STATIC COLOR RIBBONLYTE

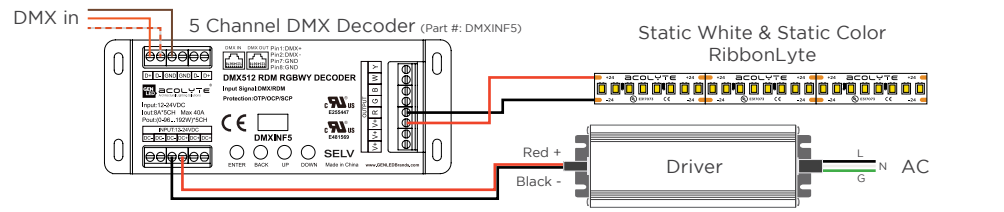

WIRE COLORS PER RIBBONLYTE COLOR

STATIC WHITE + STATIC COLOR
Red Wire (+) Positive
Black Wire (-) Negative

WIRING DIAGRAMS - VARIABLE WHITE

2-CHANNEL VARIABLE WHITE DIMMING

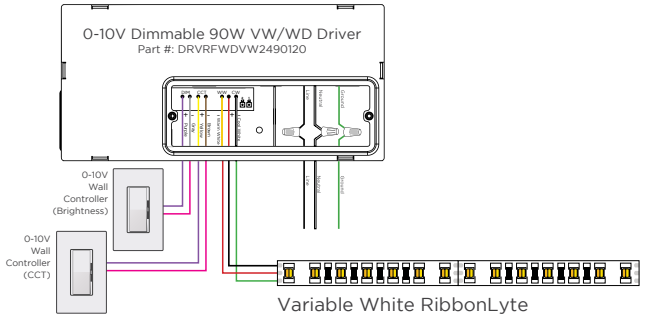

DMX WIRING WITH VARIABLE WHITE RIBBONLYTE

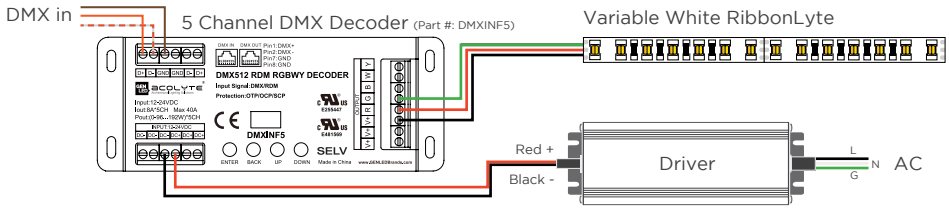

DALI-2 WIRING WITH VARIABLE WHITE RIBBONLYTE

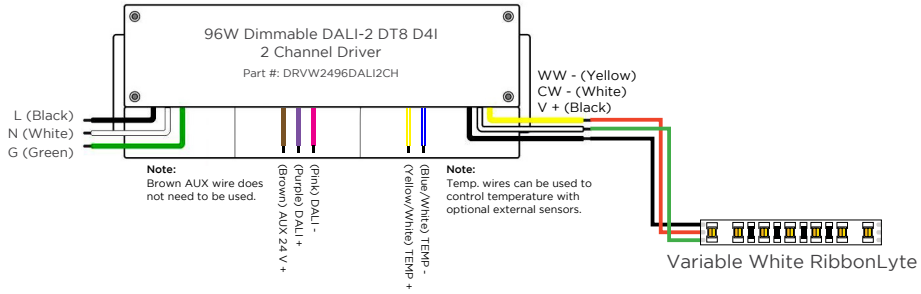

VARIABLE WHITE RIBBONLYTE WIRING WITH ATHENA WIRELESS COMPATIBLE DRIVER

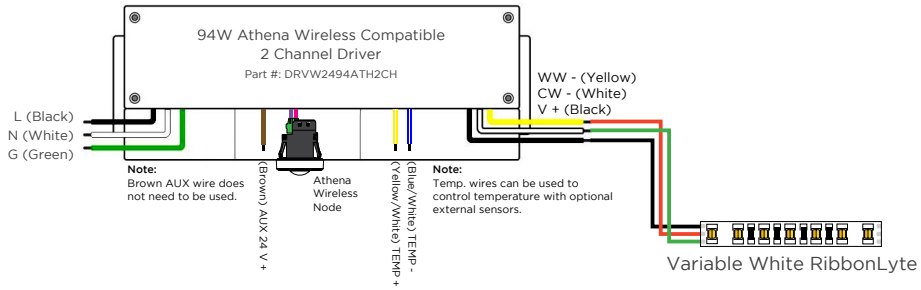

WIRE COLORS PER RIBBONLYTE COLOR

VARIABLE WHITE
Black Wire (+) Positive
Red Wire (-) goes to Warm White Channel
Green Wire (-) goes to Cool White Channel

REV.13OCT2026

GLOBAL HQ
320 Murray Hill Pkwy
East Rutherford, NJ 07073
U.S.
T: (+1) 212 629 6830
E: Sales-US@GENLEDBrands.com

EUROPEAN HQ
Hogeweyselaan 119
1382 JK Weesp
Netherlands
T: (+31) 346 235 000
E: SalesEurope@GENLEDBrands.com

MEINA HQ
PO Box 371378, #823, Building 4EA
Dubai Airport Free Zone
Dubai, UAE
T: (+971) 4 701 7901
E: SalesMEINA@genledbrands.com

ASIA-PACIFIC HQ
Room 402, Building D
Shenshi Tongchuang Science and Technology Park
No. 16 Hongyin Road
Xingqiang Community, Xinhu Street
Guangming District, Shenzhen, China 518107
T: (+86) 755 8529 0710
E: Sales-Pacific@GENLEDBrands.com